



San Diego North Coast Knitters Guild

San Diego, California - www.ncknit.com

Number 202 – July 2014

Next Meeting:

Tuesday, July 1: 12:30-3:00 pm
San Dieguito United Methodist Church
170 Calle Magdalena
Encinitas, CA 92024

Program: Annual Summer Potluck & Program:
Making the Most of Pinterest & Ravelry

Presidents' Letter



Co-Presidents Stacy and Sheila

Demonstrating for the Guild at the San Diego County Fair made us think yet again about the reasons we knit. We also wondered how (or even if) our presence at the Fair induced non-knitters to consider taking up knitting needles. The Mission Statement of the Guild says that the Guild's objective is "to stimulate, motivate and inspire people to knit." Do we accomplish our goal when we demonstrate at the Fair?

We watched as Fair visitors approached the Guild booth in the Home and Hobby area and scanned our display. Some people looked to see if we were giving something away. Freebies are a big hit, it's true, but for those seekers, our Guild bookmarks were not too exciting. Others looked for their favorite color and made a beeline for a blue scarf or a pink shawl. Others were attracted to "cute" and they stopped

to admire the knitted child's crown (embellished with shiny paillettes and embroidery). Rarely did visitors comment on items with intricate stitches or complicated patterning or clever construction. And no one did what knitters always do: stroke the knitted fabric to feel its softness and handle it to weigh its drape.

Non-knitters see our display of knitted things and their interest is narrowly focused on "looks". Their appreciation of knitted items seems to reflect not an understanding of what it takes to make something but rather, their enjoyment of a colorful thing. They're missing out on the wonders of knitting!

What is completely invisible even to the artistic non-knitter is the multitude of emotional advantages we gain from knitting. Knitters understand the emotional benefit of making something with our own hands, the calming effect of repetitive, productive physical activity, and the pleasure we feel when we exercise our "creative muscles." We all appreciate the experience of learning new technique or the feel of a luscious yarn moving through our hands. Knitters recognize these reasons from their own experience of knitting. Non-knitters see only finished knitted items.

All of this is a lot to convey to any one, knitter or not, crocheter, weaver, spinner or crafter in any medium. It's easy enough to say to a non-knitter, "you will get pleasure from the act of knitting," or "knitting will be a calming influence." Until she does it for herself and perceives the pleasure and the calm, it's just another fine idea. Demonstrating the invisible is, after all, an oxymoron.

But pretty things, favorite colors, and sparkly toys draw people in, even if just to look. Perhaps few rush home, stopping on their way to purchase needles and yarn, but that's a next step. For now, showing off our knitting and our Guild, our community of knitters, is a fine start to stimulating, motivating and inspiring people to knit.

Inspire and knit, knit and inspire,

Stacy Smith

Sheila Kirschenbaum

Remaining 2014 Meeting Schedule

July

- 1 Annual Summer Potluck and Program:** Making the Most of Pinterest and Ravelry

August (* Meeting on 2nd Tuesday)

- 12 Susan Lazear:** East Meets West
13 Workshops: Asian Influence and East Meets West

September

- 2 Annual Guild Stash Sale**

October (* Meeting on 2nd Tuesday)

- 14 Robin Page:** Pagewood Farm Trunk Show
14 Workshop: Embellishing Your Own Yarns (workshop after meeting)

November

- 4 Richard Nares, Emilio Nares Foundation: Philanthropy:** Hats and Heroes

December (* Luncheon on 1st Monday)

- 1 Holiday Luncheon and Fashion Show**

* * * * *

Guild Programs

*By: Anna Walden and Diane Seaberg,
Program Co-Chairs*

July Program

While you are enjoying the wonderful potluck treats at our July meeting, our own Liz Knapp, returned from the wilds of Italy will be talking with us about the wilds of the internet as a help to our knitting lives. Liz will be giving us an overview of Ravelry, our online knitting resource. There will be room for any questions you might have about getting the most out of your Ravelry experience. Liz will also be showing us how to get on Pinterest and use it as a resource for finding and saving knitting ideas.

August Program

Our own Susan Lazear will be with us in August to talk about Simplicity and Creativity: The Asian Influence in Fashion

This presentation will show you how traditional and modern Asian designs can be utilized as a source of inspiration in the development of creative knits. Wrap it, layer it, wear it. History and modern design will lead the way.

On Wednesday Susan will be teaching two 3-hour workshops. The first from 9:00 am to 12:00 noon will be Fashion Transformers.

This class combines the Asian fashion art of combining simplicity with innovative style. Learn how to plan and knit (or sew) garments that offer multiple looks in one piece. Turn it upside down, wrap it in a different way, reposition it on your body; all options should be considered. Students will measure, and plan three garments during the class. Yarn choices as they impact the style will also be covered.

The second class, East Meets West, will be Wednesday afternoon from 1:00 pm to 4:00 pm.

Eastern designers such as Issye Miyake and Rei Kawakubo have a knack for designing unique garments from simple rectangles and squares. In this class Susan will introduce you to jackets, tops and wraps, and you will learn a process by which to analyze designer garments in the eastern mode. Knitters and sewers alike will benefit from this class. Plan to gain an appreciation for historic, ethnic and modern design.

Sign up sheets for classes will be available at the July meeting or email Anna Walden at awalden@me.com to get on the list. The cost of each class is \$25.00

Annual PotLuck Luncheon

By: Joyce Raymer, Potluck Luncheon Coordinator

It is time for our annual Potluck at our July 1 meeting. Bring a dish to share, something to knit, a pen and some paper so you can take some notes on the program on Ravelry and Pinterest ... and we'll have a great time! The Guild supplies water and dessert. Hope to see you there!



Minutes of the SDNCKG Meeting June 3, 2014

Sheila Kirschenbaum, Co-President, welcomed members and guests. Several items were discussed before the program was presented by Mary Scott Huff.

The annual potluck will be held at the next meeting on July 1. This year members will have a chance to learn more about Ravelry and Pinterest at the meeting. Those attending have been asked to bring a favorite dish. Beverages and desserts will be provided. Contact Joyce Raymer if you have any questions.

Mary Brown reminded us that Guild members will be demonstrating at the Fair on June 11, 12 and 13. On Wednesday and Friday, June 11 and 13, the Fair has one-day contests that involve knitting. Check the [San Diego Fair website](#) for more details.

The Stash Sale, the Guild's major fundraiser, will be held in September and yarn will be collected at the Guild meetings in June, July, and August. Contact Claudia Carlson if you have questions.

Laura Brubaker and Mar Gee Farr presented the "Holiday Luncheon Afghan Project" and they have kits available for members to knit swatches out of sock yarn that are to be 4" wide. Members may use their own yarn as well. Please return them at the September meeting. Please call Laura or Mar Gee if you have any questions.

Our Philanthropy projects are on-going. Hats for Tête-à-Tête Hats knitted out of lightweight cotton are needed for chemotherapy patients, hats knitted in subtle colors for the military will be sent to Operation Gratitude in September, and knitted hats and scarves are given to homeless teens through the Oz program at the Oceanside YMCA. Members are encouraged to knit something wonderful to donate to these worthy charities. Contact Arlene Shaposhnick if you have questions.

June 7 is International Yarn Bombing Day. Labors Of Love knitting shop in Fallbrook is sponsoring a yarn bombing on a bench in front of the shop at 1:00 pm. Since yarn bombing has become mainstream now, check out [Ravelry](#) for events at San Diego Libraries.

Sadly, two members of our Guild, Virginia Dewey and Betty Gregory, have passed. They will be greatly missed.

Sheila introduced the speaker, Mary Scott Huff, a Portland designer and teacher, who presented "Everything I Know I Learned From Knitting". She will also be teaching workshops on Wednesday and Thursday.

Show and Share followed the program.

The meeting was adjourned by Sheila.

*Respectfully submitted,
Sandy Yayanos*

2014 Stash Sale

Submitted by:

Claudia Carlson, Stash Sale Coordinator



... then donate it to our Guild's Annual Stash Sale!

We need your donations to make this sale a success. The Guild counts on the revenue generated by this sale to fund projects all year long. Please dig through your stash and if you find some yarn which you think you'll never use (what were you thinking?) then toss it our way!

There are just two more meetings, July and August, where you can bring your unloved stash for collection by your Stash Sale Committee, so don't delay!

We're busy sorting and pricing as the Annual Stash Sale is in September. Hurry! Donate your stash now!

Philanthropy

Submitted by: Arlene Shaposhnick, Philanthropy Chair

I want to thank all of you who have knit hats and scarves for our charities. The need is great and the people receiving them are truly thankful.

I am thrilled to announce that with the help of Karen Henderson from The Black Sheep yarn shop in Encinitas, we received a donation of several bags of fun yarn...thank you Karen. I will have yarn at the next meeting for you to pick up to knit hats and scarves for our charities.

Please remember that I will be shipping our hats and scarves to Operation Gratitude in September. We have men and women in the military, deployed all over the world. By taking the time to make them something beautiful and including the note they know it is made with thoughtfulness and love.

Operation Gratitude is requesting hats and scarves made of subdued color yarns such as gray, black, blue, green, browns, olive, maroon and military

colors...no red, white and blue combinations. Please put the fiber content on a tag attached to each knitted item and add a brief message of encouragement so they know people back home care. If you have any questions about the hats and scarves for Operation Gratitude or need instructions please go to this link: <http://www.operationgratitude.com/wp-content/uploads/2012/04/PATTERNS-Scarves-Hats.pdf>

Where do our Operation Gratitude hats and scarves go? Below is a thank you from one soldier who received a scarf in one of the care packages Operation Gratitude sent in the fall/winter shipment.

My name is LTC J.M. and I am soldier stationed in Jordan supporting the current Syrian crisis. My unit received many of the care packages that your organization put together for the holidays. I wanted to take just a moment to express my sincerest gratitude and appreciation for your thoughtfulness and kindness....Several weeks ago we were hit by a very severe snow storm and the knitted scarves were a very welcome gift. I specifically received one from "Bonnie from California" and although I do not personally know Miss Bonnie, I wanted to let her and all of you wonderful people know that your efforts were very much appreciated. We do not have much here and due to our close living conditions we cannot have a lot of personal items, but I can honestly tell you that we all made room for the wonderful scarves that you sent. Thank you again for your generosity. You will never fully know how much we appreciate your support. With Kindest Regards, LTC J.M.



I am collecting knitted hats all year for Tête-à-Tête Hats. These hats are delivered to hospitals and cancer centers all over San Diego for chemo patients. We need lightweight hats for the summer. Please remember there are no perfect chemo hats. Any pattern that you enjoy knitting will be enjoyed. Please use soft lightweight yarn and make the hat long enough to cover the entire head. We need hats for men, women and children....please keep knitting.

Warm hats and scarves will be collected all year for the Oz Program. These hats and scarves go out to the homeless kids living on the streets of San Diego. Please help knit enough now so we have them ready for delivery as the weather gets cold. The kids on the streets (about 350 to 500 in San Diego County) are there because they have run away from abusive homes and had no place to turn for love or shelter. They are young and alone. Let's help them have some comfort this winter. Let's show them people do know about them and care. The hats and scarves they receive are sometimes the only thoughtful item they have ever received. It means a lot to them to know someone out there cares enough to spend the time and energy to make them something. Hats and scarves need to be warm. Bulky yarn is great because it's warm and the hats and scarves knit up quickly.

Please get knitting ladies. It doesn't take a lot of time to knit up a hat or scarf. The thank you note should surely get you all knitting. Have a heart and knit some items for one of our charities.

I will have free yarn and instructions at the meetings. As many of you have already done, you can use your own leftover yarn. Knit anything you like; we have a need for it all.

If you can't make it to a meeting and need yarn or instructions for the hats and scarves please contact me... arlene@shaposhnick.com. I will get it to you.

Members Teaching Members

By: Sue Tavaglione, MTM Chair

First, a big "thank you" to Claudia Carlson for her color workshop, and to Hanna Sudik for hosting, and to the members who participated. It was such a "colorful" meeting with tips, talk, and techniques for creating wonderful projects.

Second, we would love to provide more instructional workshops like this for you, our SDNCKG members. What would you like to learn? Did you see a special project that a member showed at Show and Share that makes you say, "how did you do that?" Are you interested in lace, or beads, or construction techniques like the various sleeve "seaming" procedures for the best look?

There are so many skilled knitters within this Guild. We're hoping you might like to help less experienced knitters along the way. We can help

if you're not used to teaching, but each of you has probably shown a friend or two how to do something you learned from a project, that's what MTMs are, showing a friend or a few friends how to do something. Pass on the learning, pass on your "purls" of wisdom.

Please let me know what you'd like to learn and what you'd like to share with Guild friends, and "thank you" also.

Last Two Help Sessions Are Scheduled

The last two Help Sessions of the year are scheduled for Tuesday, August 12, from 10:30 am to 12:30 pm (immediately before the Guild Meeting) and Tuesday, November 11, from noon to 3:00 pm. The "Sage Advisor" for the meetings will be Zita Gardner and Marie Fisher, respectively.

Bring your unfinished projects or problems for assistance and creative guidance. It's a perfect time to finish an item for holiday gifting. Or ... if you'd like to just come and work on your current project, you're more than welcome to enjoy the delightful company sure to convene in Room Number 10 of the San Dieguito United Methodist Church.

Newsletter News

All members are invited to submit an article to the Newsletter, ask a question, or share a compliment. Use our new Newsletter email address: SDNCKGnewsletter@gmail.com

Textile Artists Exhibit in Balboa Park

By: Julie Lee



On July 19 and 20, at the San Diego Museum of Man in Balboa Park there will be a Folk Art Market as part of the exhibit *Empowering Women*:

Artisan Cooperatives that Transform Communities. Artists from ten communities all over the world will be displaying and demonstrating their hand-made items. You'll be able to meet women from Swaziland, Namibia, Mexico, Kyrgyzstan, Inida, Ecuador, Rwanda, Peru, Lao PDR, and Bolivia and see baskets, beads, buttons, paintings, silk scarves, sequined purses and more. The exhibit on women artisans who have worked together in cooperatives creating folk art that provides income for their families, preserves their cultural heritage, heals the wounds of war and domestic abuse, improves education, and protects their environments continues through August 17. See more at <http://www.museumofman.org/empowering-women>

Update on Guild Retreats

Submitted by: June Bartczak, Retreat Coordinator,

Our next San Diego North Coast Knitters Guild Retreat will be at the lovely Viña de Lestonnac Retreat Center in Temecula and is scheduled to begin January 19 at dinner and go through lunch on January 22, 2015. We already have seven members signed up. Last year, we had members taking pictures of the food!! It not only looked good, but it tasted TERRIFIC, and, of course, there's the knitting camaraderie!!

The deposit this year is \$100.00 per person, regardless of the type of accommodation. Full prices are not yet available, but will be quoted in future newsletters. You may pay your deposit at a meeting (until November, 2014) or send it to the Retreat Coordinator: June Bartczak, 157 Via Monte d'Oro, Redondo Beach, CA 90277.

The knitting room is well-lighted with overhead lights and includes outdoor patio options for knitting. There are sofas and chairs available. More small tables have been promised. The sleeping rooms accommodate a maximum of 3 people, with two twin-sized beds and one ottoman-pull-out bed. Last year, we had one triple with no complaints! There are all-day kitchen amenities, including hot water for various teas, supplied by La Vina. Breakfast, lunch and dinner are included in the total price.

Our next Montecito/Santa Barbara retreat at La Casa de Maria is tentatively scheduled for June 1 through June 4, 2015. Unfortunately, this conflicts with our June meeting. Negotiations are in progress to move the dates to another time, however space at La Casa is limited.

Holiday Luncheon 2014

By: Mar Gee Farr

We're planning ahead for the "opportunity" drawing that will be held at our Guild Holiday Luncheon in December. We are working on a "Swatch" afghan and would like as many members as we can get to make a swatch!

We have put together kits which can be picked up at our July and August monthly meetings. We would like all completed and blocked swatches returned at or before the September 2 meeting. We are using sock yarn, preferably one with a twist similar to Koigu. If you prefer to use your own yarn be sure it is the same weight; use any design or stitch pattern you want (no crochet, please).

The directions are as follows:

Please knit a "swatch" that measures 4" X 8", 4"X12", 4"X16" or 4"X20". You can knit the swatch in either direction, by casting on the 4" side and working to one of the lengths or by casting on the longer side and working 4". If you have any questions, please contact: Laura Brubaker (858)337-4347 or Mar Gee Farr (630)624-6634



San Diego North Coast Knitters Guild General Information

Co-Presidents: [Sheila Kirschenbaum](#) and [Stacy Smith](#). Sheila and Stacy welcome your comments and questions. Click on our names to send us an e-mail.

Membership in the Guild is open to all knitters, regardless of skill level. Membership expires for all members on January 31. Dues are \$25 annually. A printable membership form is available on the Guild [website](#).

Newsletter

Monica Clark, Editor

Send all submissions by the 15th of the month to: SDNCKGnewsletter@gmail.com Short articles

relating to knitting in general, and the San Diego North Coast Knitters Guild in particular, are encouraged. Notices and announcements of a commercial nature may be placed as paid advertisements. Send an email to the above email address for rates and more information.

Guild Sub Groups:

✿ AKG Group: It is called AKG, Advanced Knitters Group. Meets every Friday at 9:00 am at Old California Coffee Shop, Restaurant Row, San Marcos. Contact: Phyl Bates, 760-828-8286.

✿ Knit@Nite Group: Meets the first Wednesday at 6:00 pm at the Jewish Community Center in UTC. Contact Linda Erlich: 858-759-9509, and check the schedule on the Guild's [website](#).

✿ I-15 Group: Meets every second and fourth Wednesday at 9:00 am at Panera in Carmel Mountain Ranch. Contact: Mimi Sevimli, 858-722-8128.

✿ PA Group: PA Group knits "Practically Anything." Meets every Monday from 1:00 to 3:00 pm at Panera in Solana Beach. Contact: Jean Moore, 858-587-9054.

✿ RN Group: RN stands for "Rather Normal." Meets the fourth Tuesday from 10:00 am to noon at the Encinitas Senior Center (1140 Oakcrest Park Drive, cross street is Balour). Contact: Gwen Nelson, 760-720-542.



Submitted by: Marie Fisher

This is a simple move to neaten the last stitch of your bind-off every time you finish a project. It's a little superstar trick that you do at the very end that will square up your edges, especially if your side stitches tend to get stretched-out.


<http://www.youtube.com/watch?v=xqIJHPW56aA>



San Diego County Fair

By: Mary Brown, San Diego
County Fair Coordinator

Thanks to all of you who entered the Fair or participated in the demonstrations. For those who entered knitted items in the Fair, pick up your Fair entries on July 7 and be sure to hang on to them to show at the August Guild meeting.



Eileen Adler, Karen des Jardins, Ruby Townsend and Jo-Ellen Gould demonstrating at the Fair

Sandy's Stupendous Stash Sale

Longtime Guild member Sandy Smith, who died recently, was not only a prolific knitter. She was also a connoisseur of fine yarns who never met a yarn store she couldn't support. And as a former librarian, she was especially proud of her knitting book collection.

Join us Saturday, August 2 when we sell off Sandy's stash, with proceeds going to her daughter. The sale includes dozens and dozens of batches of designer yarns in weights from lace to bulky at 50% or more off retail price, and single skeins at much less. Hardcover books are also at least 50% off. Needles, single patterns and knitting accessories will also be sold.

Also for sale: fabric, fat squares, quilting supplies, beads, stamps, fimo and clay tools. Bring your quilting friends.

9 a.m. to 1 p.m.

10550 Oakbend Drive • San Diego, 92131 (Scripps Ranch)

Questions? Email Barbara.levin@me.com.

Looking Back on International Yarn Bombing Day in Pictures



Above: Knitters Guild Member, Laura Small, assembles yarn project on the bench in front of, Labors Of Love, in Fallbrook.



Above: Post "bombed" at the Fallbrook Coffee Company.

July 2014 Guild Directory Updates

*Submitted By: Zita Gardner, Membership Chair and
Mar Gee Farr, Directory Coordinator*

Simply clip and insert in your existing Guild Directory:



Updated Guild Members Information

Vivian Forseth
v4seth@gmail.com

Gail Kaylor
gtkaylor@att.net

Anne Morgan
annemgn858@gmail.com

Liz Knapp
6776 Lambert Way
San Diego, CA 92115
619-818-3241
evk0109@yahoo.com
Ravelry ID: evk0109

The Guild Welcomes New Members:

Carolyn Billings
9949 Scripps Westview Parkway
San Diego, CA 92131
858-433-7109
cbbmoo@aol.com

Janel Jacob
12265 Rue Cheaumont
San Diego, CA 92131
858-578-3548
janeljacob@gmail.com
Ravelry ID: janeljacob

Previous Members Rejoining

Rosie Halvorson
26665 Vuelta Loma
Capistrano Beach, CA 92624
949-584-6405
englishrosie46@hotmail.com

Rosemary Medina
1962 Arbor Glen
Escondido, CA 92025

Ina Page
6272 Caminito Luisito
San Diego, CA 92111
858-277-5701
inapager@gmail.com
Ravelry ID: goina

Marie Studer
1274 Chestnut Avenue
Carlsbad, CA 92008
760-720-1506
mcstuder84@yahoo.com



June Show and Share

Vivian Forseth shared her "Lucy Hat" designed by Carina Spencer and published in *Knitscene* Winter 2012. She knit her hat in Louisa Harding Hulda, a bulky wool blend.



Rosie Halvorson shared her "Fiddlesticks" baby hat, knit in Rowan cotton.



Vivian also shared a "Mitered Square Shawl" from the Universal Design Team. The triangular shawl, a kit from Stitches West, is knit in Wisdom Yarns Angora Lace, a blend of angora and merino.



Chris Ward modeled a vest that she created from the samplers she knit in a San Diego Community College Continuing Education class taught by Eileen Adler. The class subject was color theory and knitting techniques. Chris was inspired to put the 6" squares together into a garment after seeing the April Guild Fashion Show on re-done garments. The yarn is Lion Brand Wool-Ease.


Vivian also shared her cashmere Artyarns scarf designed by Iris Schreier.



Mary Brown models her "Love Potion No. 5" by m1 Designs. Mary knit this asymmetric shawl in Arucania Huasco and a rainbow mystery yarn.



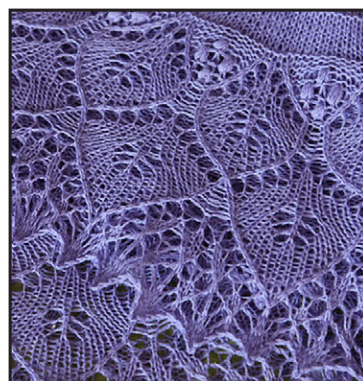
Phyllis Bates shared her "Checker Block" men's cardigan designed by Phyllis and knit in Lanette sock yarn.



Lois Friedlander modeled her "Shattered Sun Shawl" designed by Felicia Lo. Lois knit the shawl in Classic Elite Yarns Silky Alpaca Lace.



(left to right) Guild members: Janet Stewart, Marilyn Wilkinson, Kerry Nare, Mary Lovett, and Patt Miller model their "La Jolla Shores" stole. The pattern is by Marie Fisher and can be knit in any yarn weight from sport to bulky.



Janet Stewart (pictured above), also modeled her "Lilac Wish Lace Shawl" designed by Alina Appasov. Janet knit her shawl in Cascade Yarns Heritage Silk.