



San Diego North Coast Knitters Guild

San Diego, California - www.ncknit.com

Number 188 – April 2013

Next Meeting:

April 2, 2013, 12:30 pm.

San Dieguito United Methodist Church

170 Calle Magdalena

Encinitas, CA 92024

Program- In-House Fashion Show:

**Knitting for the Children in our
Lives**



Presidents' Letter

A month seems to go by quite fast...what have we been knitting? Perhaps you, like us, have been finishing something special to show at the Guild meeting program this month, "Knitting for the Children in Our Lives", an in-house fashion show. As we worked on our small sweaters and hats, we wondered why knitting for children is such a pleasure. Indeed, why is knitting for others enjoyable?

It is not immediately obvious why knitters knit for others. We love to knit and it is a great pleasure, but it is also a great effort. It takes time. It takes yarn. It is an expression of our creativity, skill and talent--all characteristics that are valuable--and yet we share them, freely and often.

We all appreciate that giving makes us feel good. We make financial donations to charitable organizations, we share with neighbors tomatoes and kale from our gardens and citrus from our orchards, we volunteer our time for the PTA, religious organizations, political passions, our hobbies, the Guild. Even when we don't have much to give, we do. Giving reminds us of our charitable natures though we may be struggling in our everyday lives. Giving reminds us of the importance of others to our own lives and that even when we feel adrift, we are not alone. Creating something—knitting a hat, a scarf, a cowl, a cardigan, booties—for someone else reinforces that knowledge and allows us to think beyond our own head.

Guild philanthropy projects are one easy way to give of ourselves using our knitting expertise. Guided by Guild Philanthropy Chairwoman Carolyn Balkwell, the Guild oversees the making, collection and sending of donations to two charities. Operation Gratitude is a national organization that annually sends over 100,000 care packages to U.S. service members to lift their morale and bring a smile to their faces. We can share in the joy felt when a soldier far from home receives a package with a hand-knitted scarf or hat. Tête-à-Tête Hats provides handmade hats free of charge to chemotherapy patients and hospitalized infants and children in San Diego County and elsewhere. Knitting a project for either or both of these philanthropic organizations reminds us that we care and reminds the recipients that they are not alone.

Knitting for children, our own or for others, is a special pleasure. Obvious reasons for this come to mind. We don't have to worry much about fit; young ones have a simpler body shape than adults. Little ones don't know that the shoulder seam is not quite right or the button band is a little uneven. In fact, little ones don't know that their hat is not the Pantone color of the year (emerald, by the way) and the style a favorite from grandma's youth. We are free to use stash yarn and make our pattern choice. Children's clothes are smaller than ours so there is less knitting; some can be finished in mere hours!

Our pleasure in knitting small things comes also from our unconscious. Why do we ooh and aah over little booties, little sweaters and little soakers?--- surely not because we enjoy spending time with diapers! Think about a Baby Surprise Jacket and an Adult Surprise Jacket (both patterns by Elizabeth Zimmerman) or a Baby Albert Coat and an Einstein Coat (both patterns by Sally Melville). We admire the adult-size garment but the little twin elicits something more in us. Scientific research has shown that our brains respond to small images differently from large ones. Human brains, males and females, respond to babies by bringing a smile to the viewer's face and by activating a reward center in our brains. Our brains are wired, whether or not we have children, to be motivated by babies and to induce nurturing behavior. We want to take care of little ones and so we knit. We feel better when we look at babies and the small things we make for them.



It should take no further encouragement than the promise of feeling good to get you to the Guild Meeting on April 2. We hope to see a full house of smiling faces at the in-house fashion show. And if the children in our lives are not little, knitting for them still allows us to nurture ourselves, share our creative zeal and give pleasure to others.

Sheila Kirschenbaum
Stacy Smith

Remaining 2013 Meeting Schedule


- April 2** In-House Fashion Show:
Knitting for the Children in our Lives.
- May 7** Ginger Luters – An Overview of Modular Knitting.
May 8 and 9 workshops.
- June 4** Sandy Smith – Gadgets, Gizmos, Tips and Tricks.
- July 2** POT LUCK Social and Knit-In With Guild Members' Bazaar
- *August 13** Marcy Kraft – (Yarn) Bombs Away!
Presentation on Public Art by Guest Artist Crochet Grenade
- September 3** Annual Stash Sale
Stash Sale Challenge
- *October 8** Julie Weisner – Cocoknits Trunk Show
- November 5** Sally Melville – Why We Do What We Do.
November 6 and 7 workshops.
- December 2** Holiday Luncheon and Fashion Show

***August & October meetings are scheduled for the second Tuesday of the month due to holiday and rental conflicts. PLEASE MARK YOUR CALENDARS ACCORDINGLY.**

April Program

The April 2 meeting will be an in house fashion show featuring clothing, toys, blankets, etc, that we have made "For the Children in Our Lives". The definition of children is very open ended! There is no age limit and they do not have to be related. "Children" includes all of the people in our lives close to our hearts that we create for. If you have an item to share please contact Diana Rathbun at drathbun4@san.rr.com.

May Program



Ginger Luters, the author of Module Magic will be with us May 7. Modular knitting allows us to knit small units one at a time, that join to make a garment, allowing lots of opportunities for playing with color and texture. Ginger is the expert in this technique. The Guild program will be Overview of Modular Knitting, and then Ginger will be teaching for two days, May 8 and 9. She will be teaching Unique Modular Shapes, Log Cabin Quilt Blocks, introduction to Tunisian Crochet and Terrific Trims. There should be something for everyone here!

Notes from the March Workshop

Since I'm a new member, my first experience with Guild classes was this month's workshop with Ilisha Helfman. Ilisha first walked us through her "jazzknitting" design process by showing us how to look at hand-painted yarn as a repeating series of colored segments, each of which can be "isolated" at different sections of the project to achieve different color patterns.

Ilisha provided the guidelines for making a ginkgo leaf, an Echinus (spineless sea urchin), and other shapes using these principles.



The course was all about getting a feel for the color repeats of hand-painted yarn, and for making textured, three-dimensional objects. Ilisha encouraged us to assemble our little creatures in whimsical and creative ways, and she described methods to string them together into larger projects.

As inspiration, she brought along many jazzknitted objects, including a ginkgo necklace, peacock shawl, and hermit crabs. If you're interested in learning the philosophy behind an innovative, improvisational knitting style, I would recommend attending one of Ilisha's workshops.



Jolene Lau

La Casa de Maria Retreat

If you haven't been on this pleasant and relaxing trip, sign up and find out what you've been missing. We are booked for 4



days and 3 nights from May 13th through May 16th, 2013. La Casa is located just outside Santa Barbara in Montecito. Besides knitting and visiting with friends, there is plenty of good food and opportunities for hiking, swimming and even a massage. The little town of Montecito is within walking distance and there are lots of interesting shops there. Additionally, all the rooms at La Casa have been updated and redecorated. You may drive or take the Amtrak. The La Casa web site is: www.lacasademaria.org

The total cost is \$460.50 for a single room and \$376.50 for a double room. This includes 12 delicious meals served cafeteria style. To hold your spot, you may give your nonrefundable deposit of \$300.00 for a single room or \$150.00 for a double to the retreat chair, June Bartczak, or to the treasurer, Diana Rathbun. Alternatively, you may send your check to June or Diana:

June Bartczak	Diana Rathbun
157 Via Monte d'Oro	1567 Corsica St.
Redondo Beach, CA	San Diego, CA 92111
90277	

Minutes from March Meeting

President Sheila Kirschenbaum opened the meeting. Guests were introduced. Members were reminded that today was the last day to pay dues if they wanted to be included in the directory. Otherwise dues may be mailed to Kathy Christensen.

Diana Rathbun previewed the program for April featuring "Knitting for the Children in our Lives." This may be loosely interpreted to include knitting for others in our lives. A sign-up sheet was passed around for participation.

Sue Tavaglione discussed Members Teaching Members workshops. The date for Sara Stolz's class on the "Six-Square Origami Sweater" has not been determined. Members should make a request for a class they might want to take with Sue.

Retreat Coordinator June Bartczak said newly renovated rooms are available for the Casa Maria retreat May 13-16. Deposits can be made to her directly or to the treasurer Diana Rathbun

Librarian Gwen Nelson thanked members who are returning books on time and reminded us that books are signed out for one month. A list of library acquisitions is on the web site.

The Del Mar Fair dates this year will be June 11-14. Those members wishing to demonstrate knitting at the Fair can sign up next month.

Subgroup News: The PA Group has moved from Panera in Liberty Station to Solana Beach, and Knit @ Nite meets the first Wednesday of the month from 6:00-8:00 at JCC a block from UTC.

Newsletter: By next month everyone should be receiving just one copy from a new database.

Program Chair Anna Walden introduced the speaker Ilisha Helfman. Her presentation is on "Jazz Knitting: Intentional Pooling with Hand Painted Yarns." On March 6 she will offer a workshop on the basic techniques she has developed. Materials for the class are on the website. The cost is \$50 for the full day workshop.

Show and Share concluded the meeting.

Respectfully submitted,
Sandy Yayanos
Secretary

More Yarn Shops to Visit

Aranitas Yarn

2925 Lincoln Ave., Suite #4
San Diego, CA 92104
(619) 674-8480

It's a very small store in the North Park neighborhood. The owner is Sofia.

The Wool Lady

28690 Old Town Front Street,
Suite 310-320
Phone # 951-699-2900
the woollady@verizon.net
www.thewoollady.net

Ruth Molina, the owner, has created a lovely little jewel box filled with yarns and rug hooking supplies.

2013 San Diego County Fair



“GAME ON!” is this year’s theme at the San Diego County Fair. The fair runs from Friday, June 8th, to Thursday, July 4th, and is closed on Mondays.

As knitters and guild members we can exhibit and participate in the Fair in very special ways. It is fun to see all the talent and

skill exhibited by the individuals who submit their knitted items in the many various categories. It can be very inspirational to see the work produced by fellow knitters, and the exhibits and demonstrations can help entice new people to the craft of hand knitting.

If you want to sign up to submit your work, the **DEADLINE IS WEDNESDAY, MAY 8 AT 11:59 PM.**

There are many categories for entry, for both original designs and for things knitted following a pattern. Sweaters, socks, accessories, afghans, hand knitted lace (any article) and felted items are just some of the divisions for hand knitters. For a complete list see:

http://www.sdfair.com/index.php?fuseaction=exhibits.home_hobby

The registration deadline is **Wednesday, May 8** and you can **ONLY** enter on-line by 11:59 pm on or before the deadline. After completing your entry on-line, you will receive an email confirmation. If you do **NOT** receive a confirmation, your entry was **NOT** completed/received. Please contact entry@sdfair.com with any questions or concerns.

All of the necessary information is available at the fair website: <http://www.sdfair.com>.

Once you have registered, the dates for delivery of your entry(s) are Tuesday, May 21 and Wednesday, May 22 from noon to 7:00 pm. For those who would like someone to deliver your entry, please contact your Fair co-ordinator, Mary Brown, by email to make arrangements: mary.brown2@cox.net

Volunteering at the Fair

Our guild has volunteered for four days as “North County Knitters Guild” demonstration days, with volunteer hostesses manning the booth/table from 11:00 to 3:00 pm. Our designated days are Tuesday June 11 through Friday the 14, and we will have sign-up sheets at the guild meetings. Please contact your Fair co-ordinator by email if you cannot attend the guild meeting and would like to volunteer. For each day you participate, you will receive a free pass to the Fair, and you will have ample time to explore and see the Fair exhibits!

Volunteering is a good way to get to know other guild members and a great opportunity to share the craft of knitting with the Fair attendees. Those of you who have volunteered at past Fairs know how much fun it can be to spend a shift representing the Guild and meeting the people who come to view the exhibits. It is a great time to knit and share your love of knitting.

Remember, sign-up sheets will be available at the next guild meeting, or you can contact the Fair coordinator, Mary Brown, directly: mary.brown2@cox.net.



Lupe Smith made a “Charlotte’s Web shawl by Maie Landra. The yarn is Koigu merino in five colors.

March Sharing



Gladys Nolen knitted a shawl, “Frango”, by Claudia Carlson. The yarn is Lion Brand Incredible, in gray, black and silver.



Patt Miller knitted the “Walk on the Moon” shawl: Marie Fisher’s variation of “Skywalker” with beads added. The yarn is Malabrigo sock yarn. The piece was blocked on 200 lb. fishing line threaded through each semi-circle and pinned on the blocking mat.

Marie Skillman crocheted this “Neptune’s Tears” shawl/scarf on Ravelry. The yarn is Muench “Cruz” 50% viscose, 13% cotton and 37% nylon. The colorway is Forest.



Rosie Berkowitz made this ruffled shrug using blue mohair.





Hanna Sudik knitted Amy Christoffer's "Pinnate Cardigan" in Jitterbug purple merino yarn. Pattern found on Ravelry.




Lois Friedlander made the Rowan Lotte Jacket of Brown Sheep Cotton, 80% cotton, 20% wool, a light worsted.

Elizabeth Primrose-Smith knitted a linen "Judith Cardigan" by Cecily Glowik MacDonald. The yarn is Katia Lino 100% linen.



Eileen Adler knitted her own design, a little girl's sweater called the "Globe Thistle Flower". She used two skeins of Berroco Vintage (acrylic, wool and nylon) yarn in Raspberry. The leaf border is worked sideways, and the stitches are picked up to work the sweater. The neckline is finished with a picot bind off.



Elizabeth also made a summer linen top from Whit's Knits.

Amy Sheridan knitted Anne Hanson's "Leaving Cardigan" in Eden 100% merino yarn by Sunday Knits.



Mimi Sevimli knitted a shawl, "Little Lovely" by Mia Rinde on Ravelry. She used 1 skein, 412 yds. of Bugga handpainted sock yarn that is a wonderfully soft mix of 70% superwash merino, 20% cashmere, 10% nylon.



Mimi also made a “Bubblemania” scarf in aqua-blue Zephyr lace yarn, 50% wool, 50% silk. The pattern is free on Ravelry, by Diana Rozenshteyn. Mimi used #6 needles and added some stockinette stitch to break the lace pattern

and add more body to the scarf. She also used a picot edge give it a polished finish.

Joy Lappe made a Butterfly Baby Blanket by Wendy Goeckher, a Ravelry download. The yarn is Berroco Comfort, 50/50 nylon and acrylic.



Karen desJardins knitted a scarf of silk and wool in Jean Degenfelder’s Nuno felting class.

Knitting Sub-Groups Meeting Schedule:



If you would like to attend a sub-group meeting, call the contact listed below first, as sometimes there is a change in the meeting schedule or location.

- **AKG Group-** It is called the AKG Group, Advanced Knitters Group, 9 am every Fri, Old California Coffee Shop, Restaurant Row, San Marcos. Contact: Phyllis Bates 760-828-8286.

- **Knit@Nite Group-** 6 pm, 1st Wed, Jewish Community Center. Contact: Linda Erlich, 858-759-9509 but check the schedule on the website to confirm dates.

- **I-15 Group-** 9 am, every 2nd and 4th Wed, Panera Bread café in Carmel Mountain Ranch. Contact: Mimi Sevimli, 858-722-8128.

- **PA Group-** 1:00 pm to 3:00 pm, every Monday at Panera in Solana Beach. Contact: Jean Moore 858-587-9054.

- **RN Group-** RN stands for “Rather Normal”, and the group meets on the 4th Tuesday of every month from 10:00 am to noon at the Encinitas Senior Center, 1140 Oakcrest Park Dr; cross street is Balour. Contact: Gwen Nelson 760-720-5420.

Going to Colorado!

Our current Membership Chair, **Kathy Christensen** will be leaving San Diego later this month. She and her husband have decided to move to Colorado to be close to their children and grandchild. Kathy has been our Treasurer, Del Mar Fair Coordinator and Membership Chair for the last several years. She’s been a champ, cheerfully taking on all kinds of duties wherever and whenever needed. We thank her for pleasantly accepting the challenges of multiple positions, always with a smile. We wish her the best and hope she can come back to visit us in San Diego.



San Diego Knitting Guild General Information:

Our Co-Presidents are Sheila Kirschenbaum, sheilabaum@yahoo.com and Stacy Smith, artmama007@gmail.com. The Website address is: www.ncknit.com. The Guild is open to all knitters, regardless of skill level. Dues are \$20 annually and expire for all members on January 31. A printable membership form is available on the website and should be mailed with a check to:

SD North Coast Knitters Guild
c/o Diana Rathbun, Interim Membership Chair
1567 Corsica Street
San Diego, CA 92111

Newsletter

Barbara McCroskey
bmccroskey@prodigy.net

Please send information to me by the 15th of the month for the article to appear the following month.

Website Contacts

Linda Erlich – lerlich555@aol.com
Mar Gee Farr – margee15@cox.net
Barbara Levin – Barbara.Levin@me.com

Local yarn shop owners are encouraged to check their listings and provide updates to our Web Masters. We would like to hear about any trunk shows and guest teachers from out-of-town at your shops – we will put the dates on the website and in the newsletter.

Knitters Guild Commercial Policy

Members and non-members often approach the guild with commercial opportunities. Apparel shops look for knitters who can custom-make clothing. Artists want help with knitted art projects. Members want to sell patterns, books, knitting tools and accessories. Yarn stores have sales. All of these commercial opportunities contribute to the knitting community, but they are not part of the San Diego North Coast Knitters Guild mission to promote the craft of knitting through workshops, monthly meetings and informal groups. Thus, the policy of the Guild has been and will continue to be that no commercial activities can take place at guild meetings or activities unless they are part a Guild program.

How then, can members and non-members tell guild members about commercial opportunities? Here is one way we're going to experiment with. Paid advertisements will be published in the Guild newsletter. A person or business may place a paid ad in the newsletter to announce and promote commercial opportunities of interest to knitters. More information about placing an advertisement in the newsletter will be available later this month on the Guild website. With commercial opportunities and activities in the newsletter, Guild meetings can focus on the Guild mission: to stimulate, motivate and inspire people to knit. Please contact co-Presidents Stacy Smith or Sheila Kirschenbaum with your comments about the Policy.

Knitting on the Net

Buttonbox Vest

The new Knitty has a classic vest suitable for all ages. It's knitted from worsted weight yarn.

<http://www.knitty.com/ISSUEss13/KSPATTbuttonbox.php>



Moussaillon

Great little cardigan knitted side to side (that means you can knit it to fit YOU) with worsted weight yarn. Be careful when you download - there are both French and English versions of the pattern.

<http://www.ravelry.com/patterns/library/moussaillon-2>



Triple Shawl
Knitted with DK yarn and #6 needles.

<http://www.ravelry.com/patterns/library/triple-shawl-2>

Reversible Circles of Lace Scarf

A reversible scarf worked with a simple 10 stitch, 12 row repeat. Can be worked horizontally or vertically in any size or weight.



<http://olivemermaids.blogspot.com/2010/02/reversible-circles-of-lace.html>

Fifty Shades: Slate

An ambitious designer has decided to design 50 garments, all in shades of gray. This thong is sized to fit 33 (35, 38, 42, 46, 52, 54) inch hips. Itching as you read this? The designer has chosen to knit it in a slightly elastic yarn of bamboo and nylon. The designer says, "What started out as a gag actually ended up being one of the most comfortable pairs of underwear I own." It includes a self-facing liner like store bought underwear, but is much more fashionable."

<http://www.ravelry.com/patterns/library/3-fifty-shades-slate>



Magical Reverse Cable Scarf

Knitted with sport weight yarn on #8 needles.

<http://www.econesting.com/2011/03/24/reversely-cabled-a-free-knitting-pattern/>



Knitting Tips and Tricks


by Sandy Smith

An occasional feature in the monthly newsletter which includes useful knitting information. The emphasis is on on truly new and/or unusual. If you have any tips, please email them to sksmith@san.rr.com.

Free Knitting Graph Paper

Most knitting graph paper is made up of rectangles. Try this one the next time you're designing colorwork.

Its boxes are in the shape of stockinette stitch and you'll get a better preview of what you'll actually see when you knit.



<http://www.laylock.org/blog/tag/free/>

Kinky yarn?

From Maria Hoham, knitter extraordinaire now living in Las Vegas, comes this hint on how to dekind that recycled yarn using a teapot.

<http://www.facebook.com/photo.php?fbid=10151286137813059&set=a.208548398058.129993.174805948058&type=1>

Gadgets, Gizmos, Tips & Tricks

The June 4th meeting will include a presentation on gadgets, gizmos, tips and tricks complete with an accompanying slide show so you can actually **see** gadgets up close and personal.

Have anything you'd love to share with your fellow Guild members? Contact me at sksmith@san.rr.com so I can add your tip to the slide show.