



# San Diego North Coast Knitters Guild

San Diego, California - [www.ncknit.com](http://www.ncknit.com)

Number 194 – October 2013

## Next Meeting:

**Tuesday, October 8, 2013; 12:30-3:00 pm**  
**San Dieguito United Methodist Church**  
**170 Calle Magdalena**  
**Encinitas, CA 92024**

**Program-** Julie Weisenberger - Cocoknits Trunk Show



## Presidents' Letter

We're in a transitional time of year...summer is over, the weather is starting to catch up with the calendar, and it's time to get some new knitting projects going. How do we decide which project is first in our queue?

Do we make something we "need" to fill a (perceived) hole in our wardrobe? We know our closets, drawers and shelves are filled but yet we feel as though there's nothing to wear. Still, what to knit? This is the season when having a wrap, a stole, a shawl or a cardigan makes an over air-conditioned office tolerable and spending an evening outside a pleasure. No one can have too many of these!

An abundance of choices await us. A new knitting magazine and a catalog just came in the mail today. The local yarn shops have some amazing knitted samples and more patterns in the booklets lining their walls. In the Sunday papers, the fashion photos show a plethora of knitted garments. The Guild's Fashion Show from the last meeting (see pages XX-YY) provides inspiration.

And there's window shopping, browsing, and actual shopping in neighborhood boutiques, nearby malls, vintage clothing shops and even thrift stores. What to cast on next?

This is a time when a visit with a knitting designer and a trunk show are supremely useful. The Guild is fortunate to have Julie Weisenberger of Cocoknits at our next meeting on October 8 (the *second* Tuesday of the month rather than the usual first Tuesday). Julie's patterns for Cocoknits are clever, beautiful and versatile. An in-person Cocoknits trunk show is a perfect starting point for thinking about a new project. As Julie points out, her patterns are "meant not as a rigid template but as a guide, a jumping-off point from which you can determine your own style through choice of texture, color, shape, and embellishments." On Wednesday, continue the process with Julie's workshops. First, a "What Not to Knit (Party)" where you'll be able to try on Cocoknits-inspired garments and learn from Julie and your Guild colleagues what works and why. Then, in the afternoon workshop, learn new techniques to give your garments real flair and finish.

We can hardly wait for this burst of inspiration and guidance. Some people can "see" a finished project before they begin, but many of us benefit from seeing a pattern worked up. It's the jumping off point, for making our projects our own. We'll be casting on any day now...

Happy knitting,  
Sheila Kirschenbaum  
Stacy Smith

## Remaining 2013 Meeting Schedule

- \*October 8** Julie Weisenberger – Cocoknits Trunk Show  
October 9- Workshop
- November 5** Sally Melville – Why We Do What We Do  
November 6 and 7- Workshops
- December 2** Holiday Luncheon and Fashion Show

**\* October meeting is scheduled for the second Tuesday of the month. PLEASE MARK YOUR CALENDARS ACCORDINGLY.**

## October Program and Workshop



Julie Weisenberger, the brilliant brain behind Cocoknits designs, will be inspiring us at the October guild meeting. Julie will be bringing a trunk show of some of her many designs and chatting with us about her design process. She prefers lightweight fabrics and works closely with Habu in designing. Her designs feature unusual shapes and construction. Many are knit in the round or one piece. Check out her work at [www.cocoknits.com](http://www.cocoknits.com).

On Wednesday, we will have the opportunity to learn from Julie in two classes. Morning will be “What Not To Knit”, an opportunity to try on her garments and analyze with help from your friends what works best on you! In the afternoon she will be sharing some of her vast knowledge of European knitting and finishing techniques that give her garments the professional and beautiful construction she is known for.

PS: The afternoon class is almost full. We will be keeping a waiting list. Be sure if you have signed up for class that you have given us a check by the time of the meeting on October 8. Unpaid for slots will be given to those on the waiting list.

## November Program and Workshops

Sally Melville, an all-star designer and teacher, will be giving the November Program. She will be talking with us about Why We Do What We Do.

Wednesday and Thursday, November 6 and 7, she will be giving four classes. Class descriptions are available on the Guild website and classes are filling quickly so be sure to sign up and get your check in if you want to be included!

Anna Walden  
Program Coordinator

## Members Teaching Members

### Eco-Dyeing Workshop



Stacy Smith will teach an "Eco-dyeing" workshop on Tuesday, October 29, from 1-4 pm, at the home of Peggy Redler in South Carlsbad. The cost is \$30 plus \$20 materials fee (silk scarf).

Contact Sue Tavaglione, [sjtava@sbcglobal.net](mailto:sjtava@sbcglobal.net) or 951-684-3252

### Mobius Scarf Workshop

Do you love the way a "mobius" scarf lays on your neck without so much bulk? You can learn this interesting technique from Sue Tavaglione in "Knitting with a Twist; the Mobius 3 Ways" workshop.

Date: Wed., October 23, 1-4 pm, at the home of Sara Stolz in Poway. The cost is \$30, plus a small amount of homework and some knitting needles. You will create two projects from 1 skein of worsted wool (like Lambspride).

Contact Sue Tavaglione, [sjtava@sbcglobal.net](mailto:sjtava@sbcglobal.net) or 951 684-3252.

## Out of Town Retreat

A knitting retreat, "Knitting with a Twist", will be held at Apples Bed & Breakfast in Big Bear, Mon-Wed. Oct 7-9 and will focus on the mobius knitting method. Ladies can double-up in rooms, or single. Price \$250 per person for doubles, \$450 singles and includes conference room and workshop, amazing breakfasts, appetizers, desserts, dinner on Tues., plus very nice rooms in the fresh, pine-scented air.

For info or any questions, contact Sue Tavaglione (Riverside) [sjtava@sbcglobal.net](mailto:sjtava@sbcglobal.net) or 951 684-3252.

## 2013 Holiday Luncheon



The Holiday Luncheon is **Monday December 2<sup>nd</sup>** at Morgan Run Club and Resort in Rancho Santa Fe. Reservations are being taken by Amy Sheridan. Please complete the reservation form which can be found in the October and November Newsletters, on our Guild website under the "Forms" tab, and they will be available at the next two Guild meetings. Please return your reservation form with payment to:

**Amy Sheridan**  
**4250 Robbins Street**  
**San Diego, CA 92122**  
**858-455-6508**

Make checks in the amount of \$30 per person payable to **San Diego North Coast Knitters Guild**. Reservations will be held at the door.

If you have any questions about the Luncheon, please contact: **Mar Gee Farr**, 630-624-6634

Email: [MarGeeFarr@cox.net](mailto:MarGeeFarr@cox.net)

**Laura Brubaker** 858-337-4347

Email: [lbrubaker7@gmail.com](mailto:lbrubaker7@gmail.com)

## Holiday Fashion Show



Guild members, we certainly hope your knitting needles are clicking fast if you plan to enter an item in this year's Fashion Show. We know it's still WARM, but those sleigh bells are getting louder and the time will be here before we know it. Bring your item to be

considered to the meeting in October or November.

REMINDER: In consideration of time, and to move the program along, there will be a limited number of items selected from the following categories

- \* Baby and children items- hats, blankets, sweaters
- \* Accessories- hats, gloves, scarves, jewelry, socks
- \*Afghans, throws, shawls
- \*Sweaters- outfits, men's & women's skirts and dresses.
- \*Unique items not found in the above categories

A sign-up form can be found in the next two Newsletters, on our Guild website under the "Forms" tab, or at the meeting. Please bring the completed form with your item to the meeting in October or November. **Remember, items for the Holiday Fashion Show must not have been shown in a prior "Show and Share".**

Please contact the Fashion Show coordinators:

**Stephanie Moseley** 858-356-9597

Email: [Stephanie@smoseley.com](mailto:Stephanie@smoseley.com)

**Marilyn Anderson-Straumfiord**

619-987-0688

Email: [rmstraum@cox.net](mailto:rmstraum@cox.net)

## Save These Dates for Next Year!

**Temecula Retreat:** January 20- 23, 2014

**Casa de Maria Retreat:** April 28- May 1, 2014

## Temecula Retreat

It's not too early to be thinking about the Vina de Lestonnac retreat.

We are booked for 4 days and 3 nights from January 20 through January 23<sup>rd</sup>, 2014 and are now accepting reservation deposits.



The total cost is \$405.00 for a single room and \$305.00 for a double room, meals included from dinner on Monday, January 20 to breakfast on Thursday, January 23, **2014. To hold your**

spot please send your nonrefundable deposit of \$81.00 for a single room or \$61.00 each for a double to June Bartczak, Retreat Coordinator, 157 Via Monte d'Oro, Redondo Beach, CA 90277 or to Diana Rathbun, Treasurer, 1567 Corsica Street, San Diego, CA 92111.

If you haven't been on this pleasant and relaxing trip sign up and find out what you have been missing. Vina de Lestonnac Retreat Center is in Temecula (39300 De Portola Rd. Temecula, CA 92491), among the vineyards in the heart of the Temecula Valley wine country. The website is [www.vinadelestonnac.com](http://www.vinadelestonnac.com). Besides knitting and visiting with friends, there is plenty of good, home-cooked food and opportunities for hiking and massage (off campus, this year).

June Bartczak, Retreat Coordinator

310 941-7009

[bartczak.june@gmail.com](mailto:bartczak.june@gmail.com)

## Stash Sale a Success

Your Stash Sale Committee wants to thank all of you, not only for your generous donations, but also for the turnout in buying back your donations!

We thought you might get a kick out of seeing what went on behind the scenes to bring you this year's sale. Since none of the committee members had room to store/sort the yarn at their homes, the Guild rented a 5x10' storage locker nearby and all work was performed there.



It was cramped and an annoyance having to run back to the entrance every 1/2 hour to turn the timed lights back on. The worst part was having to put our work away each day, back in the locker to pull it all out again on our next trip. But toward the end we all agreed we had fun bringing these luscious yarns to you; have fun with your "new" yarn!

Until next year,

Claudia Carlson, Stash Sale Coordinator

Gladys Nolan, Linda Gumtz, Marie Skillman and Vivian Forseth

## Notes to Members

### Found: Shawl Pin!

A metal shawl pin was found in yarn donated to the Stash Sale. If it belongs to you, contact Co-President Sheila Kirschenbaum.

### Knitting Opportunity

Someone wrote to our website Contact notepad: "I am in San Diego and am looking to hire someone to knit a holiday stocking for my 19-month-old daughter. I don't have the pattern but have other stockings to copy. If anyone is interested, I would greatly appreciate it. Thank you. Suzi, [sprchal7@hotmail.com](mailto:sprchal7@hotmail.com)"

## Holiday Drive Benefitting Rachel's Women's Shelter

Make a cozy scarf, hat, gloves (or more than one!) to give as a holiday gift for Rachel's Women's Shelter. Rachel's Shelter, located in San Diego, serves homeless women and children. Please have your special gifts ready to be picked up by December 20 and they will be delivered to Rachel's Shelter in time for their Holiday Party. A purchased scarf or any new gift would be great, too! Contact Janet White at 619-929-2548 or [janetbwhite@hotmail.com](mailto:janetbwhite@hotmail.com) if you have any questions, and to arrange for pick-up. Thanks for helping to make the holidays warmer for the women and kids at Rachel's!

## Knit for the Cure

Eileen Adler is assisting with this year's Knit for the Cure fundraiser. So grab your needles and yarn! Look for a great new pattern! You are asked to create and donate something wonderful to the **Knit for the Cure™ Campaign**. Popular items include hats, scarves, and fingerless mitts.

Founded in 2004, the **Knit for the Cure™ Campaign** recruits knitters and crocheters from all over the United States to make handmade items to be sold at various events including the Race for the Cure® on Sunday, November 3, 2013 in San Diego's Balboa Park. 75% of the funds raised from your creations remain here in San Diego to cover every step of the breast health journey – from education, outreach, mammograms, and diagnostics, to surgeries, chemotherapy, radiation and material and financial support like meals, mortgage payments, child care, prosthetics and wigs. The remaining 25% of each dollar raised funds national research to discover the causes of breast cancer and, ultimately, its cures. Items can be mailed or dropped off at the San Diego Affiliate's offices at 4699 Murphy Canyon Road, Ste. 102B, San Diego, CA, 92123. See below for local San Diego Yarn Shops that will also accept items. Please be sure to include your name, address, and email along with your donation. Donations will be accepted through October 30, 2013.

Thanks in advance for once again for supporting this worthwhile cause.

## San Diego Collection Sites:

**Yarning for You** – 1001 W. San Marcos Blvd, Ste. 180, San Marcos, CA 92078

**Needlecraft Cottage** – 870 Grand Ave., San Diego, CA 92109 (Pacific Beach)

**Common Threads** – 466 S. Coast Highway 101, Encinitas, CA 92024

Eileen will also be collecting the items at our September and October Guild Meetings.

## Minutes from the September Meeting

President Sheila Kirschenbaum opened the meeting and welcomed all members and guests.

The Quarterly Help Session will be held on September 10 from noon to 3 pm at the church complex where Betty Gregory will be helping members.

Anna Walden, Program Chair, previewed the October 8 meeting. Julie Weisenberger of Cocoknits will present the program. She specializes in Habu and fine yarn knits and adornments and these can be seen on Julie's web site. She will give two workshops on October 9 and our web site has a complete description of the workshops. Sign up by email or on the sheets on the front table.

On November 5 Sally Melville will be the speaker and she will be giving four workshops on following days. Check the website for complete descriptions of the classes, materials and fees.

Members Teaching Members: Sue Tavaglione, MTM chair gave a description of two workshops. One will feature the Moebius cast on technique and the other will be "Ecoprinting and Dying on Silk." It will be on October 9. In addition to the cost of the Ecoprinting class there will be a \$20 materials fee. More information is on our web site.

January Retreat: June Bartczak, Retreat Coordinator, has planned a January 20-23, 2014, trip to Vina de Lestonnac in Temecula. The newsletter will provide links to the retreat site.

Library Books: Gwen Nelson says several members have overdue books. Please return Guild books after one month.

Knit for the Cure: Eileen Adler and various offices and knit shops in San Diego area are accepting donated knitted items through Oct. 30. They will be sold at Knit for the Cure Events and the proceeds will go to breast cancer related work.

Tete-a-Tete and Operation Gratitude are on going philanthropy projects directed by Carolyn Balkwell. Remember military scarves should be knit in drab colors.

The San Diego Yarn Crawl will be held September 26-29 and our newsletter has the web site for downloading a passport. Gwen Nelson is organizing a ride sharing from the North County. It was advised that GPS not be used for reaching the alpaca farm.

Fashion Show: Linda Erlich narrated a fashion show of knits made from past stash sale yarns.

Stash Sale: Committee members Claudia Carlson, Marie Skillman, Vivian Forseth, Gladys Nolan and Linda Guntz showed several scarf projects that could be knit from stash yarns and they also made available the patterns and kits available for the scarves. Instructions were given on pricing and check out for the sale. The sale concluded the meeting.

Respectfully submitted,  
Sandy Yayanos

## Help Session Schedule

Whether you're looking for assistance with a knitting problem, need a little design guidance, or just want to get together with like-minded yarn lovers, come to the quarterly "HELP SESSION." There will be a volunteer member to mentor at each meeting, and everyone is welcome to attend. So, mark your social calendars as follows and come join in the fun:

Tuesday, November 12, 2013 - noon to 3:00 PM  
"Sage Advisor" Laura Brubaker

Tuesday, February 11, 2014 - noon to 3:00 PM  
- "Sage Advisor" Barbara Levin

Tuesday, May 13th, 2014 - noon to 3:00 PM –  
"Sage Advisor" TBA

Tuesday, August 12th, 2014 - 10:30 AM to 12:30  
AM immediately prior to the Guild meeting  
"Sage Advisor" TBA

Tuesday, November 11, 2014 - noon to 3:00 PM  
- "Sage Advisor" Sandy Smith

All Help Sessions will be in Classroom Number 6 or 10 at the San Dieguito Methodist Church where our monthly Guild Meetings are held.



## Show and Share from September Meeting

All items made with prior Stash Sale yarn.



Julie Lee knitted this sweater using Pisgah yarn, a linen and cotton blend by Plymouth.


Anna Walden knitted a freeform sweater with Missoni yarn.



Zita Gardner made a cotton vest using a pattern from Interweave Knits.



Jo-Ellen Gould made a short sleeve cardigan of Tahki polyester ribbon.



Barbara Pearson knitted a bed jacket of 100% Italian mohair. The piece used ½ ( \$10 worth) of the yarn and contrasts nicely with the satin ribbon.

Lois Friedlander knitted a shawllette in a gray mystery yarn.



Gladys Nolan made a Peppermint cape of bulky wool.



Mary Ballanger made a modified "Mulberry Grid" top by Jean Frost. The pattern was for a long sleeved cardigan, and Mary made it as a shell.



Sandy Yayanos knitted this "Show- off Ruffle Skirt" by Kat Coyle. The yarn is probably an alpaca or alpaca/wool blend. She used an elastic waistband instead of a drawstring.

Dorrit Franke knitted her own pattern of a child's cardigan in a cotton and linen blend




Eileen Adler knitted this cardigan, "Ladies Looking at the Sunset", with six skeins of Aslan Trends Bariloche, 85% merino, 15% nylon, worsted weight, in a half linen stitch. The facings were made in the Chris Bylsma style, avoiding curling edges.





Amy Sheridan knitted the Chris Bylsma “Symphony Jacket”, using lots of different stash yarns. The pattern is a simple knit 3, purl 1 rib. The front band is an I-cord and the sleeves and hems have crocheted edges.

Sue Zois knitted a V-neck T-shirt using her stash sale yarn, Sunsplash, a vintage cotton/acrylic/polyester blend. The pattern is from Cascade yarns, “Sierra Quatro Casual T-shirt”.



Patt Miller bought 25 skeins of bulky yarn at a stash sale. She used 17 skeins to make this top-down jacket, using a mathematical formula to accommodate any yarn, any needle size and any size body.



Marie Skillman made a “Shawl of Gold” by Suzanne Atkinson. It’s crocheted on a size G hook



Sheila Kirschenbaum knitted a skirt using Berroco Linor yarn, a worsted blend of rayon, cotton and linen. The pattern is top down and started with Tink’s twirly skirt by Jill Stover, through the first set of increases, and finished with a lace pattern modeled on the bottom of the Weekender shawl.



Dana Lovelace made this felted tote bag of Icelandic Soft Spun 100% yarn. The pattern is adapted from the book, Pursenalties

Ginny Dewey is knitting an afghan for her one of her daughters-in-law.



## New Members

Kay Swan  
2071 Coolngreen Lane  
Encinitas, CA 92024  
760-942-4955  
[KS92024@gmail.com](mailto:KS92024@gmail.com)

Olga Keeler  
1529 El Paseo Drive  
San Marcos, CA 92078  
760-304-4929  
[KeelerOlga@att.net](mailto:KeelerOlga@att.net)

## New E-mail addresses

Myra Lehmann- [MyraLehmann@icloud.com](mailto:MyraLehmann@icloud.com)  
Ellen Hesterman- [Ehesterman@roadrunner.com](mailto:Ehesterman@roadrunner.com)

## Knitting Sub-Group Meeting Schedule:

- **AKG Group**- It is called the AKG Group, Advanced Knitters Group, 9am every Fri., Old California Coffee Shop, Restaurant Row, San Marcos. Contact: Phyllis Bates 760-828-8286.



- **Knit@Nite Group**- 6pm,, 1st Wed, Jewish Community Center. Contact: Linda Erlich, 858-759-9509 but check the schedule on the website to confirm dates.

- **I-15 Group**- 9am, every 2<sup>nd</sup> and 4<sup>th</sup> Wed, at Panera in Carmel Mountain Ranch. Contact: Mimi Sevimli, 858-722-8128.

- **PA Group**- 1:00pm to 3:00 pm, every Monday at Panera in Solana Beach. Contact: Jean Moore 858-587-9054.

- **RN Group**- RN stands for “Rather Normal”, and the group meets on the 4<sup>th</sup> Tuesday of every month from 10:00am to noon, at the Encinitas Senior Center (1140 Oakcrest Park Drive; cross street is Balour). Contact: Gwen Nelson 760-720-5420.

## San Diego Knitting Guild General Information:

Our Co-Presidents are Sheila Kirschenbaum, [sheilabaum@yahoo.com](mailto:sheilabaum@yahoo.com), and Stacy Smith, [artmama007@gmail.com](mailto:artmama007@gmail.com). The Website address is: [www.ncknit.com](http://www.ncknit.com). The group is open to all knitters, regardless of skill level. Dues are \$20 annually and expire for all members on January 31. A membership form is available on the website, and should be mailed with a check to Zita Gardner, Membership Chairwoman:

San Diego North Coast Knitters Guild  
c/o Zita Gardner  
9902 Helix Mont Circle  
La Mesa, CA 91941

## Newsletter

Barbara McCroskey  
[bmccroskey@prodigy.net](mailto:bmccroskey@prodigy.net)  
Please send information to me by the 15<sup>th</sup> of the month for the article to appear the following month.

## Website Contacts

Linda Erlich – [lerlich555@aol.com](mailto:lerlich555@aol.com)  
Mar Gee Farr – [margee15@cox.net](mailto:margee15@cox.net)  
Barbara Levin – [Barbara.Levin@me.com](mailto:Barbara.Levin@me.com)

## Knitting on the Net

### Francis Revisited

This worsted weight, top-down, raglan pullover has been knit by 1400 Ravelry members. It's knit at a slightly loose gauge for maximum drape. Sizes XS to 3XL  
<http://www.ravelry.com/patterns/library/francis-revisited>



### Henry's Rabbit

This worsted weight, mostly seamless rabbit is about 12 long.

<http://www.ravelry.com/patterns/library/henrys-rabbit>



### Henry's Bunny

This is a baby Henry, also knit with worsted weight yarn.

<http://www.ravelry.com/patterns/library/henrys-bunny>



### Sheep Cosies

Every knitter needs a sleeve for that hot coffee cup and these sheep are the perfect choice. (Thanks to Barbara Levin for the tip.)

<http://www.ravelry.com/patterns/library/sheep-cosies>



### Let-the-Yarn-Do-the-Work Log Cabin Afghan

From Sally Melville (she'll be at the Guild speaking and teaching in November) comes this log cabin afghan. It's a variation of the log cabin published in Volume 3 of her Knitting Experience series. In this version, she uses a color changing yarn from Katia to achieve the colors and minimize weaving in of tails.

<http://www.ravelry.com/patterns/library/let-the-yarn-do-the-work-log-cabin-afghan>



### Birthday Cake

This Alan Dart pattern will provide a calorie free gift for a friend. It's knit with dk weight yarn. While you're at this site, take a peek at the other amazing patterns by this designer.

<http://www.alandart.co.uk/product/all-patterns/birthday-cake-free/>



### New York Skyline Sweater

This Marc Jacobs sweater is knit with worsted weight yarn in bust sizes from 40" to 48". The original sweater appeared in *Vogue Knitting* in 1990.

<http://www.ravelry.com/patterns/library/19-cityscape-pullover>



### Knitting Tips and Techniques

by Sandy Smith

An occasional feature in the monthly newsletter which includes useful knitting information. The emphasis is on the truly new and/or unusual. If you have any tips, please email them to [sksmith@san.rr.com](mailto:sksmith@san.rr.com).

### Garlic Not Just For Vampires Anymore

Thanks to Mimi Sevimli (wonderful cook, knitter extraordinaire and member of the AKG Group) we have a tip for using the mesh sleeves which you get when you buy garlic.





They make wonderful yarn bras and do a great job of containing your yarn without strangling it. Mimi recently handed out sleeves to each member of the AKG group. She even prewashed the sleeves and they smelled great.

## New Stitch A Day Website

This site is a great go-to resource for those times when you're not quite sure how to do a technique. There is a wealth of material and how-to videos. For example, you can learn to do the following cast-ons:



- Garter stitch tab cast on for triangular shawls
- Casting on stitches in the middle of work
- Purl cast on
- Austrian long tail cast on
- Two color cast on for double knitting
- Alternating cable cast on
- I cord cast on
- Crochet provisional cast on
- Invisible cast on
- Super stretchy slipknit cast on
- Estonian cast on
- Two color Italian cast on
- Picot cast on
- Provisional Italian cast on
- Italian cast on
- Guernsey cast on
- Crochet cast on
- Backward loop cast on
- 1x1 rib cast on
- Long tail thumb cast on
- Twisted German cast on
- Emily Ocker's cast on
- Cable cast on
- Knitted cast on

## Make Your Own Snagfree Stitch Markers

From the Desiloop blog, come these well illustrated set of directions for making your own snagfree stitch markers. They'd make great gifts for your knitting buddies. Don't have the patience/time/tools? Check out Etsy and buy them from someone who does.

<http://desiloop.blogspot.ca/2012/05/make-snag-free-knitting-stitch-markers.html>



## Soft Seam Stitch

This new-to-me seam is soft and not as bulky as most seams. The picture shows its appearance on the right side. The blogger who discovered it on an old sweater, recommends it for shoulder seams, slipper seaming and baby clothes. While the front has a rounded raised seam, the back is very flat.



<http://artdesign1.typepad.com/artdesign1/2009/08/soft-seam-stitch.html>

Click on "Knitting Stitchionary" for a complete list of categories.

<http://newstitchaday.com/>

2013 Holiday Fashion Show  
Sign-Up FORM

PLEASE USE THE FORM BELOW AND ATTACH IT TO YOUR ENTRY

NAME: \_\_\_\_\_

NAME OF PATTERN AND  
SOURCE \_\_\_\_\_

\_\_\_\_\_

TYPE OF YARN USED

\_\_\_\_\_

PHONE # AND EMAIL ADDRESS

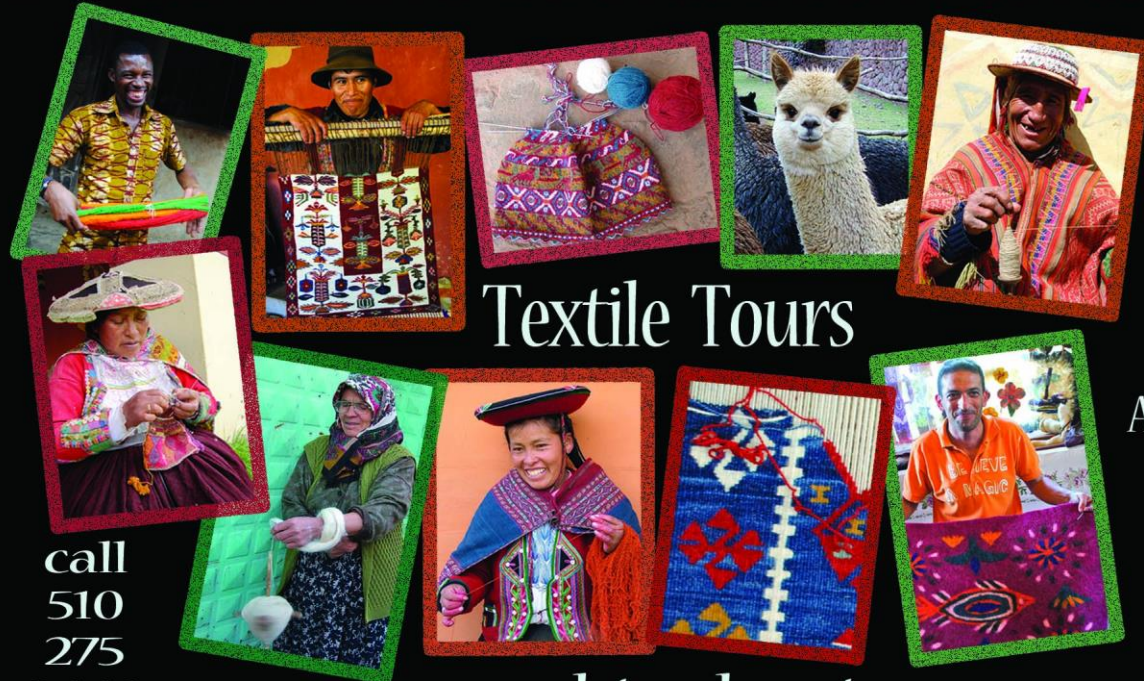
\_\_\_\_\_

HELPFUL HINTS ON THE PATTERN INSTRUCTION OR SUGGESTIONS

\_\_\_\_\_

Paid Advertisements

# Behind the Scenes Adventures



## Textile Tours

call  
510  
275  
3662

[www.btsadventures.com](http://www.btsadventures.com)

Peru  
Bolivia  
Turkey  
Ghana  
Argentina  
Senegal  
Gambia  
India