



Next Meeting: Tuesday, July 7 • 12:30-3:00 pm

San Dieguito United Methodist Church • 170 Calle Magdalena Encinitas, CA 92024

Upcoming Guild Programs

By: Tina Rounsavell, Program Chair ~ cmrouns@aol.com

July 7: Potluck Luncheon

It's time for the annual Summer Potluck Luncheon, hosted by last year's board members. Don't miss this chance to visit over a delicious lunch and socialize with your needles in hand. Doors open at 12:30 pm. Bring a dish to share: entrée, side dish, salad, appetizer, munchies, or your favorite casserole. Beverages and desserts will be provided. Please add a label listing the ingredients of your item for those with food sensitivities.

The Guild library will be open during the luncheon for your browsing pleasure. Brigit and Scarrain have added lots of new books you'll want to check out.

We'll have plenty of time for Show and Share so bring your latest masterpiece to the meeting. There's a Show and Share form in this newsletter so you can fill it out ahead of time while you've got the yarn ballband and other details handy.

Thanks to generous donors, this year we'll have door prizes to add to the fun!

August 11: Pins and Needles - Social Media for our Guild, Liz Knapp

Are you wondering how to navigate the Internet to broaden your knitting horizons? How do you find out if a pattern has corrections? How do you share your finished work with friends online? Unlock the potential at your fingertips using Ravelry and Pinterest.

At the meeting Tuesday, August 11, Liz Knapp will explain how to gain access to these free websites,

how to create your accounts and begin to use each site. If you already have a accounts and want to learn more tips and tools, there will be time for Q&A. No need to bring your tablet or laptop; we will be using the big screen so everyone can follow along. We will also unveil our guild's new website and demonstrate new features for members and visitors to the site.

Liz has been knitting for more than thirty years and teaching since 1996. Originally from Philadelphia, Liz is married to a sailor and has lived all over the world. She considers San Diego home and currently serves as our Guild's president.

Note that the meeting will be held on the second Tuesday in August because of a scheduling conflict with the church.



Our President's Comments

A member shared a story with me last week. On June 13 (which just happened to be Worldwide Knit in Public Day) she was riding the Amtrak train. Naturally, she had her knitting in hand. A young man was seated



several seats ahead facing her. She looked up and caught him watching her. He smiled, signaled the "OK" sign, and said, "My grandma likes to do that too!"

When I began knitting in earnest in the 1980's, the

needle arts were not popular among young women. Yes, our grandmothers were proficient, but women of my generation often heard "knit one, purl two" jokes and kept our knitting to ourselves. Although Vogue Knitting magazine was around, there were few resources for knitters like me. Handmade garments were scoffed at; we wanted to wear mass market clothes and fit in with everyone else. It was definitely not cool to knit, and certainly never in public.

Well, not any longer! Thanks to technology, manufacturing innovations and the global marketplace, those days are gone. Today we enjoy fine yarns made with a variety of fibers and constructed in novel ways that play to their strengths. No more itchy woolens! Circular needles replace straights in popularity and techniques like the Magic Loop show us new ways to use them. Felting, which used to be an irreversible mistake with our handknits, has become a technique all its own. The Internet gives us online ordering, Ravelry, and thousands of free patterns. Conventions like the Knit & Crochet Show, Stitches and Vogue Knitting Live connect us to the larger knitting world and bring world-class instructors and designers into our personal experience. We are certainly NOT knitting like our grandmothers did.

Nothing brings this shift into focus more clearly than Worldwide Knit in Public Day. On June 13th we gathered in public places all around the world to share our love of knitting with each other and with strangers. No longer content to sit alone in the glow of our televisions, we proudly showed up with projects in hand. We taught newcomers, traded patterns and tips, laughed at common mistakes, and celebrated our growth.

Today's knitters nurture each other and find inspiration at every turn. You see it at a WWKIP event, at a fiber festival or on a knitting cruise, and in our Guild meetings. Yes, our grandmothers may have taught us, but let us never stop learning from each other.

Happy knitting,
Liz Knapp

2015 Meeting Schedule

July

7

Annual Summer Potluck Luncheon

August

11

(* Meeting on 2nd Tuesday)

Liz Knapp: Pins and Needles:
Social Media for Our Guild

September

1

Annual Guild Stash Sale

October

13

(* Meeting on 2nd Tuesday)

Ashley V. Blalock:
Keeping Up Appearances

November

3

Jean Degenfelder: Inspired Felting

4

Workshop: Inspired Felting

December **(* Luncheon on 1st Monday)**

7

Holiday Luncheon and Fashion Show

Minutes

San Diego North Coast Knitters Guild General Meeting, June 5

By: Phyllis Bates, Secretary

President Liz Knapp opened the meeting with a welcome to four new members who joined within the last month.

Tina Rounsavell, the Program Chair, thanked those who help with transportation and dinner arrangements for our guest speakers. She said that an Assistant Program Coordinator would be a big help because the Program Chair must work on a schedule far into the future in order to list good programs for the Guild meetings. Also there is need for a volunteer who can help with the sound and slide presentations at the meetings. She announced that all but one of the current workshops had been filled well in advance.

Tina then introduced Sivia Harding who comes from Portland, Oregon. Her presentation was "Seduced by Beads" She began with a brief explanation of her involvement with adding beads to her knit work and said she now has 80 patterns that she designed on Ravelry. She uses seed beads of sizes 6 and 8 (beads with larger numbers are smaller). She prefers Japanese beads because they have relatively larger holes and disturb the yarn less. She also asked members of the audience to tell where they have found beads. Among the suggestions from the audience: watch for announcements for the Bead Society Show to be held in August at the Scottish Rite Auditorium in Mission

Valley. Her slides illustrated the basic techniques for knitters to add the beads to their work. Also with the spontaneous assistance of various members she showed a large number of garments that she had designed and made.

The brief business session included information about arrangements for the next meeting, the Annual Potluck Luncheon. Two members chosen at random received tickets to the Marketplace at the TKGA Conference to be held in July. Liz announced that the winners of the Guild's awards at the San Diego Fair were Claudia Carlson for the Best Original Design and Jessica Hill Trujillo for Best Workmanship. Each winner receives ribbons, a \$50 award and membership in the Guild for the following year. A session called Share a Knit with the Guild will be held before the August meeting at Coco's Restaurant meeting room. Various small groups of knitters told of Knit in Public Day celebrations in their smaller communities, most of which are on the official day, June 13th.

The meeting concluded with a showing of finished knitted projects and photographs.

San Diego County Fair

By: Carolyn Balkwell

Congratulations to the winners of our Guild awards for excellence in hand knitting. Claudia Carlson won Best Original Design and Jessica Hill Trujillo won Best Workmanship. Both garments were recognized with ribbons from the Fair judges as well.

A complete list of Fair winners listed by class and by name, is available [here](#)



(Above) Claudia Carlson carded, spun, and plied the fiber and dyed this yarn. Then she designed and knit this lovely cable-and-lace cardigan.

(Below) Close-up of detail on the cuffs of mittens knit by Jessica Hill Trujillo.



The Knit & Crochet Show at Town & Country Resort

It's not too late to add a knitting convention to your summer calendar. Consider attending the TKGA Convention in conjunction with the Knit and Crochet Show in San Diego, July 22-26. The link to Event Schedule, registration information, class descriptions, hotel reservations is [here](#). You don't have to register for the Convention to attend the Marketplace, and you don't need to be a TKGA member to attend any part of the Convention or Marketplace. Several classes are already full, so don't delay if you plan to take a class! Same-day marketplace tickets will be available at the door.

Philanthropy

By, Eileen Adler & Arlene Shaposhnick

Where will you be on the morning of August 11th before the Guild meeting? Why not join us for **Share A Knit** with the Guild from 10:00 to 11:30 at Coco's Restaurant (407 Encinitas Blvd, Encinitas, CA 92024). To knit the "Blocks by Design Scarf," please bring size US 7, 8, or 9 needles and your favorite knitting worsted weight yarn in two to twelve solid colors. If you prefer, you can use a single color or enjoy one of the yarn kits that will be available to you. Each block needs just 11 yards of yarn. RSVP is required: Eileen Adler via e-mail eileenadler@san.rr.com. Hurry – the room is filling up quickly and we want you to join us!



Library

By, Brigit Pitcairn & Scarrain Gomes

The library will be up and running during the July meeting. We will be adding a batch of new books including: *Knit Your Own Zombie*, *DimiKnitrix*, *Toe-Up 2-at-a-Time Socks*, *One More Skein {3 quick projects}* and *A Knitting Wrapsody*. Stop by and "check" it out.



Retreat Recap

By: June Bartczak, Retreat Coordinator

Our first Spring Retreat at the Mary and Joseph Retreat Center in Rancho Palos Verdes was enjoyed by 15 participants. Some explored the local yarn shops, the hiking trails, and the thrift shops, while others exemplified the “stick to your knitting” adage. We enjoyed seeing the peacocks strutting around, but at 4 am, their screeching ... not so much! The views of the city on one side and of the ocean and Catalina Island on the other were lovely! The beautiful grounds were quite accessible. Our sleeping rooms were located near our knitting room on the same level, while the dining room was up one level, gained by using the stairs or a wide, gently sloping ramp. The food was tasty and simple.

We have tentatively booked Casa de Maria for May 9-12, 2016. However, if something should interfere with those accommodations, this venue remains a good alternative.

Our Winter Retreat is once again at Vina de Lestonnac Retreat in Temecula from January 18-21, 2016. A \$100 per person deposit will hold a double room reservation (you need to have a roommate); a \$150 deposit will hold a single room reservation. More details to follow later.



Top Left: Maddie Made It yarn shop in Pomona.

Top Right: June and Lois concentrating on their knitting.



Middle Left: Are the grounds outside our knitting room.

Bottom Left: Guild members at Concepts in Yarn, Pomona.

San Diego North Coast Knitters Guild General Information

Membership in the Guild is open to everyone, regardless of your craft. Membership expires for all members on January 31. Dues are \$25 annually. A printable membership form is available on the Guild [website](#).

Send all submissions by the 15th of the month to: liz.knapp.louise@gmail.com Short articles relating to knitting in general, and the San Diego North Coast Knitters Guild in particular, are encouraged.

Notices and announcements of a commercial nature may be placed as paid advertisements. Send an email to the above email address for rates and more information.

Guild Sub Groups:

✿ AKG Group: It is called AKG, Advanced Knitters Group. Meets every Friday at 9:00 am at Old California Coffee Shop, Restaurant Row, San Marcos. Contact: Phyl Bates, 760-828-8286.

✿ Knit@Nite Group: Meets the first Wednesday at 6:00 pm at the Jewish Community Center in UTC. Contact Linda Erlich: 858-759-9509, and check the schedule on the Guild's [website](#).

✿ The RN group of the Guild has been on hiatus for some months now. Time for a revival. Are there Carlsbad knitters, Encinitas, Oceanside women who want to meet again? Location in Carlsbad and days times to be considered. More days to meet during a month was a suggestion last time. Email or phone me if anyone else wants to meet again in a smaller setting. Contact Gwen Nelson at jnqn@roadrunner.com or phone 760-720-5420 with your interest/suggestions.

✿ I-15 Group: Meets every second and fourth Wednesday at 9:00 am at Panera in Carmel Mountain Ranch. Contact: Mimi Sevimli, 858-722-8128.

✿ PA Group: PA Group knits “Practically Anything.” Meets every Monday from 1:00 to 3:00 pm at Panera in Solana Beach. Contact: Jean Moore, 858-587-9054.



Knitted Knockers is supports breast cancer patients by providing hand knit prosthetics. Check out the website for free pattern downloads. There are chapters in N. Hollywood and Fresno, but nothing yet in San Diego.



Lovers of color, check out **Design Seeds!** The Palette Search feature helps you find pleasing color combinations based on spectacular photographs.



Looking to plan a knit-centric vacation (Castles & Sheep Motorcoach Tour, California Wool and Fiber Festival, or Mitten School, anyone)? Visit this [website](#) for a full calendar of knitting events worldwide.




Montavilla Market Tote from Knit Picks.com can also be used as a knitting bag.



Did you know that in the 1400's, knitting guilds were "...exclusively male, established to protect trade secrets, improve the quality of the profession, and drum up business. Think of them like a labour union – a competitive, rigorous, masterfully skilled labour

union, that is." Learn more about the history of knitting in this [great article](#).

The **Riff Tunic** from Skacel is written for sizes XS to XL (36"-52"). It can be worked in a wide range of yarns and stitch patterns, with short sleeves or long, with or without a hood.



Stash Sale

Stash sale donations are being accepted at the Guild meeting on July 7. Gently used books, knitting bags, needles and notions are gratefully accepted. Please bring your items in secured bags. If you have a very large donation or cannot make it to the meeting, please contact Mimi Sevimli to arrange a time for pickup or delivery: karal3@yahoo.com.



World Wide Knit in Public Day Photo Highlights

Fallbrook Area Guild Members WWKIP Day was held at the Espresso Lounge located at 139 S. Main Avenue, in Fallbrook. It was organized by Guild members Monica Clark and Laura Small. They had a great turn out. Beaded stitch markers were given as an attendance gift. A lot of people stopped to talk to us about knitting and crocheting.



WWKIP at **Old Poway Park** brought together old friends and introduced our craft to a new generation. The "sweater tree" was decked out in a picket fence and garden motif, and there were refreshments and gifts for all.



Mary Fallet organized an event at **Pannikin in Leucadia**. More than a dozen knitters attended, with dogs and babies in tow.



Show and Share

Please print/write clearly.

Name _____

Your Ravelry I.D. _____

Item _____

Pattern Name _____

Designer _____

Yarn Name _____

Yarn Fiber _____

Notes _____



Philanthropy

Please print/write clearly.

Name _____

Fiber Content _____

Washing Instructions _____

Personal Comments _____



Show and Share June 2015 (Check out more photos on [Ravelry](#))



Cheryl Goyer spun mohair and Blue Faced Leicester fibers into yarn and knit the Harmonia's Rings Cowl, just in time for the designer's visit! See Cheryl's notes and link to the Sivia Harding pattern [here](#).



Knit @ Nite Member Lupe Smith showed her Kiri Shawl, knit in laceweight Merino. The designer is Polly Outhwaite it was a [free pattern](#) on Ravelry.



Mary Barranger wore her version of the popular Color Affection shawl by Veera Välimäki. She used stash yarn and liked the pattern so much that she knit a second one already! She shared her detailed and helpful notes on her [Ravelry project page](#).

Laura Small knit the same pattern using Sublime and Romance yarns in pink. She added beads at the collar and faux fur at the hem. Laura's second



Sivia Harding project was the Liken shawl, her first [Mystery Knitalong](#). She used Abstract Fiber O'Keefe superwash Merino. It's all done except the blocking.

Barbara Pearson used blue and lavender yarns and ribbons from her stash, added gift yarn, and put to good use the skills she learned in Jane Thornley's February workshop. The result is this lovely shrug.



Claire Pollitt combined knit, crochet and lots of different yarns in this shawl of her own design. It began as a triangular shawl using stash sale yarn; it grew and changed shape into what she is modeling here.

Show and Share June 2015 (Check out more photos on [Ravelry](#))



Elizabeth Primrose-Smith wore a raglan pullover knit in Berroco's Origami yarn, a blend of acrylic, linen, nylon and cotton. The free pattern is [Simple Summer Tweed Top-Down V-Neck](#) by Heidi Kirmmaier. Elizabeth ran out of yarn and used Ravelry to find extra skeins in the exact dye lot from three different

people! She also showed the [Breezy Sleeveless Swing Tank Top](#) designed by Norah Gaughan and knit in Katia Linen yarn.



Hanna Sudik modeled a shawl knit in Shalimar Breathless yarn, a blend of Merino, cashmere and silk. The pattern, "[Khufu](#)," written by Natalie Servant, is designed to be knit either of two ways: using lace or textured stitches.



Lisa Sorensen showed her Grace cardigan, designed by Jane Richmond and knit in Baah Yarns La Jolla superwash Merino. Lisa swapped out the original buttons for Swarovski crystals! Her pattern notes can be found on

her [Ravelry project page](#). For notes on Lisa's Color Affection shawl [click here](#).

Patt Miller's Cascading Hearts lace stole is knit in silk/linen blend Anzula Breeze Laceweight yarn. Patt said this was a good example of why one should block your test swatch to determine potential stretchiness!



YARN BOMBING IS BACK!!

Carmel Mountain Ranch Library wants your help to yarn bomb the grounds! If you'd like to participate by claiming a tree or other element, contact Janet Yeager, Branch Manager, at jyeager@sandiego.gov or visit their Facebook page or Ravelry group.

Guild Directory New Members

By: Zita Gardner, Membership Chair

Simply clip and insert in your existing Guild Directory:



July 2015

Welcome to our NEW members who joined in June:

Caroline Rousset-Johnson
2878 Collier Avenue
San Diego, CA 92116
619-284-2656
Carolineroussetjohnsondesign@
gmail.com
Ravelry ID: Chifocus

Member Update:

Evelyn Lamon
13775 Highlands Terrace
Poway, CA 92065
619-993-7508
elamonlcs@gmail.com
Ravelry ID: lovestoknit5

Renewing Member:

Beverly Karpf
6786 Willow Wood Road #1001
Boca Raton, FL 33434-2101

Marilyn Ralph
P. O. Box 710005
San Diego, CA 92171-0055
858-292-4688
marjeaki@yahoo.com
Ravelry ID: marjeaki

Remember to pick up your 2015
directory at the membership table.

Have you checked your entry?

If there is an error please contact
Zita at zitagardner@cox.net

