



# San Diego North Coast Knitters Guild

San Diego, California - [www.ncknit.com](http://www.ncknit.com)

Number 182 – September 2012

## Next Meeting:


**September 4, 2012, 12:30 pm.**

**San Dieguito United Methodist Church**

**170 Calle Magdalena**

**Encinitas, CA 92024**

**Program- Annual Stash Sale and Travel Tips**



## President's Letter

We spent the better part of a day last week sorting and pricing yarn for our annual Guild "Stash Sale". I have to say there were some really beautiful donations! I want to thank all of you who donated some of your precious stash to the sale, as well as thank Laura Brubaker for chairing the sale for the last two years, and all of the gals who tirelessly helped get everything packaged and priced. There will be many beautiful items knitted from all that was donated, and there will be something for everyone no matter what your taste and skill level. **Be sure to bring cash and checks- we cannot take credit cards!**

Don't forget we will have one of our quarterly "help" sessions on Tuesday, September 11, 2012; in classroom #4 at the United Methodist Church from 12 noon – 3pm. I hope you will join us even if you do not need help; come by and knit for a couple of hours.

Mar Gee Farr  
President

## Programs remaining in 2012

September 4 - Annual Stash Sale and Travel

Panel: Highlights of Knitting Trips

October 2 - Arlene Watson: Nuno Felting

November 6 - Merilyn Burnside:

Foxyknits Trunk Show


December 3 - Holiday Luncheon and Fashion Show

## September Program



Stash Sale!

Travel Tips!





19<sup>th</sup> Century Dutch painting- Haverman  
“The Knitting Lesson”

## Members Teaching Members

### Six-Square-Concept Sweater

The sweater is knit in two halves and folded origami-style. The result is a sweater that is on the bias and very flattering on all body types. Your choices are unlimited when knitting your two halves. You can use stripes, cables, intarsia, textured stitches, etc.

**Instructor:** Sara Stolz

**Date:** Friday, November 9, 10 am - 1 pm

**Host:** Laura Brubaker 858-337-4347

lbrubaker7@gmail.com

**Cost:** \$30 at the time of sign up

Members will make a sweater using a template of the six-square formula. The sweater can be knit in strips or in two halves. It is folded diagonally, origami style to make a bias sweater with long sleeves.

The class will be using a 4-row repeat, 2 rows of the constant and 2 rows of the contrast.

A handout will be given at signup stating materials and directions for making the template.

### Materials:

\*Constant yarn – approximately ½ the amount used for a sweater of your size

\*Small amounts of assorted yarns to blend or compliment the constant yarn.

\*All yarns should be about the same weight and ½ amount for balance of sweater.

\*Needles suitable for chosen yarn, scissors, marker.

\*Swatch using the constant yarn – approximately 4"x4".

## Temecula Post-Holiday Retreat

It is that time again. We have reservations at the Vina de Lestonnac Retreat Center in Temecula from Monday, January 21, 2013 through Thursday, January 24, 2013. The total cost, including eight meals, will be \$395.00 for single occupancy and \$305.00 each for double occupancy. To secure a spot please send your nonrefundable deposit of \$79.00 for a single and \$61.00 each for a double to me:

Jo-Ellen Gould  
2258 Del Mar Scenic  
Parkway  
Del Mar, CA 92014

Retreat Chair  
858 947-5167  
[jmgould@san.rr.com](mailto:jmgould@san.rr.com)



Please make your check payable to **SDNCKG**  
The Vina de Lestonnac web site is  
[www.vinalestonnac.com](http://www.vinalestonnac.com)

## **“Plaids” Knitting Retreat**



There is a "Mad About Plaids" Knitting Retreat sponsored with Designer Hand Knits in Riverside. The event is Monday, September 24, to Wednesday, September 26, at Dana Point, and will be at the Dana Point

Marina Inn. Rooms have a harbor view and patio. The retreat also includes two breakfasts, lunch Tuesday and a special group dinner at a restaurant, treats Monday and Tuesday and a workshop all about "Plaids". Cost is \$275 double, \$450 single. For additional information, contact Sue Tavaglione, [sjtava@sbcglobal.net](mailto:sjtava@sbcglobal.net), or call 951 684-3252, or mail your check to 2378 Oak Crest Dr., Riverside.

## **Susan G. Komen “Knit- In”s**

Susan G. Komen “Knit for the Cure”, San Diego will benefit from two upcoming knit-in events, one hosted by Eileen Adler on Thursday

9/27/12 from 12:30-4 at the Susan G. Komen offices, 4699 Murphy Canyon Road, Room #101, San Diego. Please RSVP by 9/20/12 to Barbara LaMark at either 858-573-2750 or [Barbara.susangkomen@gmail.com](mailto:Barbara.susangkomen@gmail.com).



A second knit-in will be held in San Marcos on Saturday 9/29/12 at Yarning For You, 1001 West San Marcos Blvd., Suite 180, from 10-2. Please RSVP by 9/20/12 by calling 760-744-5648. For more details visit the shop’s website [www.yarningforyou.com](http://www.yarningforyou.com) or contact Eileen Adler at [eileensweaters@yahoo.com](mailto:eileensweaters@yahoo.com).

All donations must be dropped off at one of the 4 locations on or before October 31, 2012.

Susan G. Komen Offices  
4699 Murphy Canyon Road  
San Diego

Yarning For You  
1001 West San Marcos Blvd.  
San Marcos

Needlecraft Cottage  
870 Grand Avenue  
San Diego (Pacific Beach)

Common Threads  
466 South Coast Hwy.  
Encinitas

## **August Meeting Minutes**

San Diego North County  
Knitting Guild  
General Membership  
Meeting  
Tuesday, August 7, 2012;  
12:30 PM



President, Mar Gee Farr welcomed all members and guests and introduced new members. She also thanked Laura Brubaker for filling in as MC and coordinating the July potluck luncheon in her absence.. The dessert cupcakes were purchased by the Guild from CB’s Cupcakes in Carlsbad. Everyone had an enjoyable afternoon.

Remember to bring the log cabin squares for our Holiday Luncheon to the next meeting For any questions about the squares, please contact Willa Cather.

Marion Nixon needs assistance with her knitting projects. if you have time to help her, contact Mar Gee Farr.

Contact Laura Brubaker or Mar Gee for pickup of your yarn stash for our Annual Stash September meeting.



There will also be a Travel Panel of members sharing highlights of their knitting travels.

There will be two Knitting Retreats. Members please check the newsletter for upcoming retreat information.

Linda Erlich thanked everyone for their donations of knitted hats and scarves for our men in the military.

Sara Stolz will teach a class on knitting a sweater in two halves and folded origami style. Date will be determined.

Anna Walden was our guest speaker. She is a member of our guild and a designer who shares her fashion style and techniques with us.

Respectfully submitted,  
Maureen Rukstalis

## Sharing from the July Meeting

Elma Sanchez knitted this pair of dolls from a pattern in Knitted Babes book by Claire Garland.



Thea Lazarevic made a sleeveless top of her own design in a yellow Italian cotton.



Sandy Smith knitted this sideways vest, modeled by Thea, of Classic Elite Soft Linen. Pattern: Classic Elite #9111, Farmer's Market. Sandy

made the toddler dress, Clara, by Isager in Rowan Cotton Glace yarn.

She also made the toddler coat, Little Buds, by Karen Borrel, in navy Lana Grossa Big Merino; and the Cambridge shawl by Carol Sunday, in Twisted Sisters Avarice yarn.



Karen des Jardins knitted the Colchicaceae shawl in Baah yarn by Sonoma, in a Grapevine colorway. She modified the pattern with German short rows and an I-cord bind off.



Mimi Sevimli knitted a lace shawl, Shaelyn, by Leila Raabe. She added an extra repeat to the pattern and six extra rows to the edging.



Sandy Yayanos knitted a mens pullover, Color-count the Ways, by Barbara Venishnick. The yarn is 40% camel hair and 60% extrafine merino wool from Lanagatto. The color stranding is done with yarn in both hands every row- Continental and

American united!

Mimi also made the Line Break shawl by Veera Valimaki. The multicolored yarn is from Twisted Sisters.



Janet White made this T-shirt of cotton and silk yarn from a previous stash sale.



Chris Ward knitted a summer hat, Ipanema, from Interweave Knits magazine, Summer 2012. The yarn is cotton "Dishie" from Knit Picks. Chris used a size 1 needle and sewed a wire around the brim.



Marcea Reid knitted the Lotus Blossom tank by Sharon Shoji. The yarn is Araucania Ruca Multi.





Cheryl Clark made a shrug of her own variation using a blue/green marled Ella Rae wool.



Claudia also knitted the Lacy Kerchief shawl from Interweave (Ravelry). The yarn is Berocco's Love It. She says the ends are funky, not symmetrical, with odd short rows in the lace. Claudia made her own ends, both different and organic looking.

Stacy Smith knitted a skirt, Ashley, in a rainbow colorway from Euroflax Sport Linen. It is knitted side to side with short rows.



Willa Cather knitted the Sand and Sea shawllette by Alana Dakos seen in Coastal Knits. The yarn is by Handmaiden.



Claudia Carlson made the Soleto vest, a Drops pattern, in light pink cotton.

Linda Erlich made the Taygete shawllette by Romi Hill. The garter stitch center is knit from side to side. Then you pick up stitches and do the lace edging and picot bind off.



## New and Renewing Members

Lauren Kleinfeld  
15984 Cayenne Ridge Road  
San Diego, CA 92127  
858-774-6697  
[lauren.kleinfeld@yahoo.com](mailto:lauren.kleinfeld@yahoo.com)

Shirley Fishman  
PO Box 12724  
LaJolla, CA 92039  
858-692-8492  
[sfishman47@yahoo.com](mailto:sfishman47@yahoo.com)

Marcea Reid  
4627 Ocean Blvd. #218  
San Diego, CA 92109  
858-483-5014  
[marceareid@san.rr.com](mailto:marceareid@san.rr.com)

Julie M. Lee  
4192 Mt. Putman Avenue  
San Diego, CA  
858-874-7818  
[rwcremer@hotmail.com](mailto:rwcremer@hotmail.com)

Lisa Glinsky  
25 Long Shadows Court  
Sedona, AZ 66351  
928-284-3335 (home)  
516-428-1234 (cell)  
[lisadeco@aol.com](mailto:lisadeco@aol.com)

Laura Small  
3210 Canonita Drive  
Fallbrook, CA 92028  
702-610-5956  
[smallsknitting@yahoo.com](mailto:smallsknitting@yahoo.com)

Robin Soehl  
200 Harbor Drive #902  
San Diego, CA  
858-366-3197  
[Robin.Soehl@hdsupply.com](mailto:Robin.Soehl@hdsupply.com)

Kate Scalzo  
1501 India Street #207  
San Diego, CA 92101  
303-829-0169  
[kescalzo@gmail.com](mailto:kescalzo@gmail.com)  
Kate was formerly Kate Vogel; she married recently.

## Directory Change

Thea Lazarevic  
[theaknits59@gmail.com](mailto:theaknits59@gmail.com)



### Knitting Sub-Groups Meeting Schedule:

- **AKG Group-** The Advanced Knitters Group meets at 9 am every Friday, in the Old California Coffee Shop, in Restaurant Row, San Marcos. Contact: Phyllis Bates 760-828-8286.
- **Knit@Nite Group-** This group meets at 6 pm on the first Wednesday of the month at the Jewish Community Center. Contact: Linda Erlich, 858-759-9509, but check the schedule on the website to confirm dates.
- **I-15 Group-** 9 am to 11 am, 2<sup>nd</sup> and 4<sup>th</sup> Wednesdays, at Panera, Carmel Mountain Ranch. Contact: Mimi Sevimli, 858-722-8128.
- **PA Group-** 1 pm to 3 pm, every Monday at Panera in Liberty Station. Contact: Jean Moore 858-587-9054.
- **RN Group-** RN stands for “Rather Normal”, and the group meets on the 4<sup>th</sup> Tuesday of every month, from 10:00 am to noon, at Encinitas Senior Center, (1140 Oakcrest Park Drive- cross street is Balour). Contact: Gwen Nelson 760-720-5420.

### Quarterly “Help” Session

Mark your calendar for Tuesday, September 11, 2012 for our next quarterly help session. Join us in classroom #4 at the San Dieguito United Methodist Church from 12 – 3pm. You are welcome to come and knit even if you do not need help with your projects.



## San Diego Knitting Guild

### General Information:

Our President is Mar Gee Farr. Her e-mail is [margee15@cox.net](mailto:margee15@cox.net). For a list of Board Members please refer to the Directory.

The Website address is: [www.ncknit.com](http://www.ncknit.com). The group is open to all knitters, regardless of skill level. Dues are \$20 annually and expire for all members on January 31. The printable forms are on the website, and are to be mailed with a check to: Kathy Christensen, Treasurer, SD-NCKG, 4625 Los Alamos Way, #D, Oceanside, CA 92057.

### Newsletter

Barbara McCroskey  
[bmccroskey@prodigy.net](mailto:bmccroskey@prodigy.net)

Please send information to me by the 15<sup>th</sup> of the month for the article to appear the following month.

### Website Contacts


Linda Erlich – [lerlich555@aol.com](mailto:lerlich555@aol.com)  
Mar Gee Farr – [margee15@cox.net](mailto:margee15@cox.net)  
Barbara Levin – [Barbara.Levin@me.com](mailto:Barbara.Levin@me.com)

Local yarn shop owners are encouraged to check their listings and provide updates to our Web Masters. We would like to hear about any trunk shows and guest teachers from out-of-town at your shops – we'll put the dates on the website and in the newsletter.

### Committee Chairs for 2013-2014

Many of our Committee Chairs have been serving (volunteering) in the Guild for years! We all thank you for your dedication.

We have several ladies that are retiring their positions, beginning January 2013. If you have not volunteered and would like to chair a committee, please contact Mar Gee Farr 630-624-6634 or [MarGeeFarr@cox.net](mailto:MarGeeFarr@cox.net).



“Leisure Moments” (1874)-  
James Lawton Wingate



## KNITTING ON THE NET

### Esmeralda Shawl

From Classic Elite comes this easy worsted weight shawl, knitted on #8 needles. It's an elongated triangle, so it should do a good job of staying on your shoulders.

<http://www.classicelityarns.com/WebLetter/255/Issue255.php>



### Zara Diagonal Slit Pullover

This sweater is knitted in worsted weight yarn and in bust sizes 36, 40 and 44". To daring for you? Consider a gift for a young family member -- leave off the sleeves and you have a great tank top.

[http://tahkistacycharles.com/t/pattern\\_single?products\\_id=1147](http://tahkistacycharles.com/t/pattern_single?products_id=1147)



### Toddler Republic Hat

This quick project is knitted on #8 circular or dp needles. Also a good charity knit.

<http://niksknits.blogspot.com/2007/12/toddler-republic-pattern.html>



### Cremona Sideways Rib Vest

Knitted on #6 needles in dk weight yarn, this pattern's bust sizes range from 38 to 54 inches

[http://tahkistacycharles.com/t/pattern\\_single?products\\_id=1830](http://tahkistacycharles.com/t/pattern_single?products_id=1830)



### Left Out of Phase Coffee Sleeve

Knit a sleeve that won't fall off your coffee cup, or stick in the car's cup holder. You'll use worsted weight yarn and #7 needles.

<http://www.journalgazette.net/assets/pdf/JG113596321.PDF>



### Stripie Scarf

This classic scarf/small shawl is knitted in two colors on #5 needles and uses less than 300 yards of yarn.


<http://www.classicelityarns.com/WebLetter/254/Issue254.php>



### Striped Stockinette Snake

Every kid needs one of these. From the creative geniuses at Purl Soho, this wonderful snake is knitted with two colors of worsted yarn on #8 needles.

<http://www.purlbee.com/striped-stockinette-snake/>. .



## KNITTING TIPS & TRICKS

Introducing a new occasional feature in the monthly newsletter -- Knitting Tips and Tricks. We'll be providing useful knitting information. The emphasis will be on truly new and/or unusual ideas. If you have any tips, please email them to [sksmith@san.rr.com](mailto:sksmith@san.rr.com).

### Buy Costco Apples

On the right you'll see the blister pack in which Costco sells a dozen apples. Eat the apples and save the container. It has a hinged lid and 12 compartments which can hold yarn for a multicolor knitting project. The yarn is visible, and if you cut a hole in the top of each blister, you can feed your yarn through the hole.



### Faux I-Cord Edge

The "Little Buds" garter stitch coat pattern (designer Karen Borrell) shared at the last meeting had a wonderful edging. It looks like a very clean I-Cord edge but it's not. It looks the same on the front and back, and would probably add stability to a stockinette piece as well. Here's how to do it:

*RS: On the first or last three stitches of a row:*  
K1 - sl1 wyif - K1

*WS: On the first or last three stitches of a row::*  
sl1 wyif - k1 - sl1 wyif.

### Short Rowing – Shadow Wrap

Several members have tried new method for executing short rows and like the results very much. We won't go into detail here, but see the Socktopus tutorial at <http://www.socktopus.co.uk/2011/02/short-rows-shadow-wraps/> for more information.



### If you shop with a teenage daughter...

Take a simple knitting project with you the next time. When you want to strangle the ungrateful darling in the middle of the trip, take a breath and knit. (Contributed by a mother who is a member of Friday's AKG group.)

### Checking fit before final finishing

Instead of pinning in those sleeves to check the fit before seaming, use a circular needle. Using a long circular needle with a flexible cord in a size 1 or 2, "seam" the sleeve into the shoulder by weaving the needle in and out of the stitches as if you were seaming it with a yarn needle. When you've woven the needle all around the sleeve, you'll see a very close approximation of the final fit. If it fits, leave the needle in as a guide and seam as usual. (While the instructions assume a sleeve, the method works for any seam.)