



San Diego North Coast Knitters Guild

San Diego, California - www.ncknit.com


Number 165 – March, 2011

Next Meeting:

Tuesday, March 1, 2011, 12:30 pm
San Dieguito United Methodist Church
170 Calle Magdalena • Encinitas, CA
92024

Program: Maureen Mason-Jamieson

President's note:



We extend a warm welcome to Maureen Mason-Jamieson, and look forward to her trunk show and workshops.

Reminder to all Board Members and Committee Chairs, we will meet at **11:00AM** before our **March 1st** meeting, in the **Lounge**. Please bring your own lunch; I will bring dessert!

Sara Stolz will present our April program so if you have any hats that you would like to be part of the program, please contact Sara.

I still need someone to Chair the Stash Sale in August and another who has the capability to store the stash before the sale. We have helpers that will price the donated goodies! We also need someone to organize the "pot luck" meeting in July. Volunteers are revered in the Guild!


Don't forget to arrive at the church AT 12:30PM, not before, and please turn off your cell phones as a courtesy to fellow members and our speaker.

Reminder: There is a \$5.00 per person charge for any guest attending our March meeting, payable at the door.

Mar Gee Farr

Minutes from the February Meeting:

Mar Gee Farr, President, called the meeting to order and welcomed members and introduced guests. Mar Gee introduced the 2011 committee members and chairpersons to the members of the Guild.



Willa Cather, Vice President, presented an afghan square challenge to all members. Members will knit 12" squares for an afghan in waves of greens and tweed. The Guild will supply the yarn. Ideas for the afghan can be found in the Great American Afghan book, and in Nicky Epstein's new book, Knitting Block by Block. Sign up at the front desk to make a block. Mar Gee asked for volunteers to put the afghan together; it will be raffled off at the December Holiday Luncheon. Squares are to be completed by the October meeting. Mar Gee asked for a member to chair the potluck luncheon in July, and mentioned that we will invite The Button-Lady to that meeting.

Colleen Davis has scheduled an exchange program with the Riverside Knitting Guild. She is inviting any members who would like to go with her on March 5th to please contact her: 760-633-3792 or ColleenDavis9111@gcccd.net.

Carolyn Balkwell, Program Chairperson, introduced our Speaker, Arline Fisch. Sandy Smith conducted the Wear and Share show. One of the highlights was when five members showed the same knitted pattern in 5 different colors from the book by Tanya Alpert.

Maureen Rukstalis, Secretary

An All Board Meeting is scheduled for March 1, at 11:00 am at the San Dieguito Methodist Church, in the lounge. Please bring a sack lunch.

Program March 1:

Canadian knitwear designer **Maureen Mason-Jamieson** will present a trunk show of her Kinver Beach Knit Designs. She has a degree in Fashion Design and Merchandising from Ryerson University, and has been published in Knitters Magazine.



Workshops in March:

March 2

Collar Obedience Training - 8:30 to 11:30 A.M.

Class Description: Learn how to make your collars sit, stand, and roll over on your command. You'll knit a sample collar in class to learn how to pick up stitches, work a collar base, and create an attractive roll. You'll also learn how to enclose seams as you knit for a neat finish. Make your collars well-groomed and well-behaved. Stand-up neck finishes, roll collars, and shawl collars will be discussed.

Bring: Your homework, plain worsted weight yarn, 1 yard length of smooth, mercerized cotton yarn, 4.5 mm (US 7), and 4 mm (US 6) circular needles, 1 set 4 mm (US 6) double-pointed needles, scissors.

Homework: There is a small amount of homework to knit so we can knit a collar in class. It shouldn't take too much time but is best done a few days ahead of the workshop. If you have any problems with the homework, please email me at maureen@kinverknits.com and include your phone number.

Materials: 25 g plain, knitting worsted weight yarn, 4.5 mm (US 7) needles. Gauge: 18 stitches, 24 rows = 10 cm (4"). **Front:** Make 2. Cast on 18 stitches and work in stockinette (knit one row, purl one row) for 5 rows (1"). At beginning of next Right- (public) Side row, bind off 4 stitches once for neck edge. Bind off 1 stitch at neck edge, every other row, 3 times. Work 4 rows even or until work measures 3" from cast on edge. Bind off 11 shoulder stitches. Make a second front piece reversing neck shaping (i.e. Bind off at beginning of Wrong Side row). **Back:** Make 1. Cast on 36 stitches and work in stockinette for 2.75". Next Right-Side row, knit 12 stitches, bind off next 12 stitches for centre back neck, knit remaining 12 stitches. Work left back neck first. Bind off 1 st at neck edge, every other row, once.

When work measures 3" from cast on edge, bind off 11 shoulder stitches. Join yarn to neck edge of other side and, reversing shaping, complete. Join fronts and back at shoulder seams.

Sign-up for workshops: Kathy Christensen, 1-760-805-4805, or at the March meeting.

Japanese Knitting Techniques: 12:30 to 3:30 P.M.

Class Description: Japanese knitting techniques will improve the finished look of your garments. You will learn Japanese methods for short rows, 3-needle bind-offs, picking up stitches for front bands that meet at the top and bottom edges, buttonholes, and tubular cast on. Level: Intermediate.

Homework: (make 2) -- With 5 mm (US 8) needles and plain, light-colored knitting worsted, cast on 20 stitches. Knit 20 rows in stockinette (k on RS, p on WS). Do not bind off. Bring homework to class on holder or needle.

Bring: Plain, light-color, knitting worsted weight yarn, homework, 4 mm (US 6), 4.5 mm (US 7) and 5 mm (US 8) needles, coil-less safety pins.

March 3

Picture -Perfect Intarsia - 8:30 to 11:30 A.M.

Top Ten Knit Tips - 12:30-3:30 P.M.

There is no homework for these last 2 classes.

The fee for each workshop is **\$25**. More information about the content of the classes can be found at Maureen's web site: <http://www.kinverknits.com/>

Exchange program with Riverside Knitting Guild:

On March 5, we are participating in the guild's first exchange program with the Riverside Knitting Guild. We will be sharing our recycled garments from two years ago. So, I would love it if any or all of you can also come along, to model or just observe. I will give you the time and other details later.

If you cannot go to Riverside, I would like you to bring your garments to the February meeting, as I have to put a program together. If you have done anything else along the recycling theme since that program last year, I would love to have it included. I will arrange some car-pooling. Their guild has given us a lot of support, and it would be great to reciprocate. Let's knock their socks off. Thanks, Colleen

April Hat Fashion Show:



If you have made a knitted or crocheted hat, plan to make a hat for the show, or would like to model a hat for someone else, please share them with us.

My phone is (858) 748-4124, or email me at miyakefan92064@aol.com.

Thank you. Sara Stolz

Sharing from February Meeting:

Lisa Limber knitted a Bermuda Shawl by Ilga Leja, in Noro Silk Garden, 2 skeins. This is a great pattern for learning short rows.



Carol Mahon finished a lacy bridal sweater, started about 20 years ago, with help from Elizabeth Primrose-Smith.



Barbara Levin knitted the Cloud Chaser by Amy Swenson. The vest's fronts are knitted sideways with a large draping collar; the back has firmly knit cables from bottom to top. The yarn is Madeline Tosh, color "Pashmina", 3 skeins.



Betty Gregory knitted a Churchmouse Ruffle scarf in Malabrigo sock yarn, greens and blues.



Ruby Townsend made this shawl of purple fingering weight wool and "Dangle" by Great Adirondack Yarn Co.



Rosie Halvorson knitted baby pants or "soakers" from a pattern called Tiny Birds, in Frog Tree Alpaca yarn, colors cream and brown. She also made booties of lavender French angora.



Mary Ann Archibald made a purse with felted flowers in greys and pink wool plus bits of other yarns. It

has a silk lining and an I-cord handle.

Colleen Davis knitted this original take on houndstooth check for her daughter. The purple, black and white color scheme is a tribute to Mondo from Project Runway.



Colleen also made this original vest in muted aquas with Tootsie P. yarn in equilateral triangles.

Linda Guntz, Marianne Nolan, Vivian Forseth and Gladys Nolan made variations on a theme of the Chrysanthemum pattern by Tanya Alpert. Mary Ellen modeled a second jacket knitted by Gladys (gray/black).



Liz Knapp in Noro Silk Garden, color #8. Willa Cather made the black slouchy beret of Rowan Kidsilk Haze and Filatura de Crosta Zara yarn. **Willa Cather** made the black beret.



Maria Hoham made this Citron shawlette from a pattern by Hilary Callis in Knitty, Winter '09. Yarn is one skein of Alpaca with a Twist, Fine, in Cobalt. She changed the needle to #7 and increased the size by adding a repeat. Beads were added on the cast-off edge. Maria also made a set of baby blanket, hat and booties (her design), with blue and white Loops and Threads baby yarn.





Eileen Adler knitted wool flowers as adornments for a wool scarf she was given. The flowers are the subjects of her class, Knitting Adornments; the scarf is called “Makena”.



Claudia Carlson wove an 8 shaft “Broken Twill” scarf.

Agnes Gale made this Tee from Vogue Knitting Holiday 2010, in sage green “Mirage” yarn from Twisted Sisters; knitted in one piece, using short rows for the collar.



Sandy Yayanos knitted a Vogue Winter 2010 sweater, “Chalet Chic”, in Pingouin Coeur de Laine, rose color, from the stash sale.



Mimi Sevimli knitted a 22 Leaves Shawlette by Lankakomero, Sept. 2010. Mimi followed the 34 leaves pattern, and used an aqua-blue Zephyr Wool Silk, doubled, 1500 yds. on #8 needles.



Lyn Wogsberg made the Cross Roads Scarf by Christine Bylsma in Malabrigo lace yarn.



Bea Kusnick knitted a "Counterpane Carpetbag by Carrie Brenner, from Handknit Holidays with 1 ½ skeins Shaefer yarn, "Elaine" colorway.

Linda Guntz has graciously offered to share her design for the wrap sweater she wore in the January Show and Share. If you would like it, email me at bmccroskey@prodigy.net, and I will send you a .pdf or Word doc.



La Casa de Maria Retreat

Retreat Update:

At this time, with 25 members having signed up, the popular La Casa de Maria Santa Barbara retreat (May 23rd-May 26th) is full. If you would like to attend and are not signed up, e-mail me your name and I'll put you on a waiting list. The total La Casa cost is \$428.25 for a single room and \$359.00 each for a double room. The Vina de Lestonnac Temecula January retreat has come and gone and as usual it was a total success. Besides knitting, with beautiful weather there were lots of opportunities for exploring the area: walking, shopping and visiting local wineries. Vina de Lestonnac is an easy one-hour drive from San Diego so if you haven't attended a retreat before you might want to join in next January.

Jo-Ellen Gould
858 947-5167
jmgould@san.rr.com

January 2011 Retreat Photos: thanks to Wendy Telford

Knitting Sub-Groups:

AKG Group, 9am every Fri, Old California Coffee Shop, Restaurant Row, San Marcos; Contact- Phyllis Bates, 760-828-8286.

Knit@Nite Group, 6pm, 1st Wed.- Jewish Community Center, but check the schedule on the website to confirm dates. Contact Linda Erlich, 858-759-9509.

I-15 Group, 9am to 11am, 2nd and 4th Wed, Panera café in Carmel Mountain Ranch, Contact Mimi Sevimli @ 858-722-8128.

PA Group, which means we knit practically anything and is open to practically anybody. 1:00pm to 3:00pm- every Monday and Thursday at the Needlecraft Cottage, Call Jean Moore, 858-587-9054, for more information.

RN Group, which stands for "Rather Normal" meets on the 4th Tuesday of every month from 10:00am to noon, at the Encinitas Senior Center (1140 Oakcrest Park Drive- cross street is Balour). Contact is: Gwen Nelson, 760-720-5420.



Knitting on the Net:

● Piggy Mittens

These whimsical mittens look great – especially when the nose, ears and curly tails are done in different colors. Another good choice for using up leftovers, this pattern by SpillyJane is free on Ravelry. Be sure to click on the “see them all” link in the “More SpillyJane” box to see her amazing patterns for socks and mittens. Flamingos? Garden gnomes?


<http://www.ravelry.com/patterns/library/piggy-mittens>



● Big Herringbone Cowl

It looks so cozy, it almost makes you wish for snow. Take this along on your next winter trip to Chicago or New York.

<http://www.purlbee.com/big-herringbone-cowl/>



● One-Day Baby Hat

So adorable and so quick ... make two. This pattern comes in two size, newborn and 1-year. Eyelet holes surround the bottom edging – when you are done knitting, simply thread a contrasting ribbon through the holes.

<http://theraineysisters.com/wp-content/uploads/2010/12/One-Day-Baby-Hat1.pdf>



● Arroyo Scarf

Practice your French! This pattern, a simple scarf with an intriguing lace border, is available on Ravelry in French and in English. Since it calls for about 400 yards of worsted yarn, it's perfect for one skein of a beautiful hand-painted yarn. Mais oui!

<http://www.ravelry.com/patterns/library/arroyo>



Escondido Center for the Arts: Classes

Knit and Dish: Learning to Knit

March 6 and 13

Knit and Dish: Aran Scarves

March 20 and 27

SAN DIEGO NORTH COAST KNITTERS GUILD

General Information:

SDNCKG is open to all knitters.

Our President is Mar Gee Farr; her email is margee15@cox.net. For a list of Board Members please refer to the Directory. The Web Site address is: www.ncknit.com. **You are welcome to attend 2 meetings as a guest before joining the group.**

Dues are \$20 annually and expire for all members on January 31. Checks are sent to:

Kathy Christensen, Treasurer,
SD-NCKG, 4625 Los Alamos Way, #D,
Oceanside, CA 92057.

Contact Information:

Newsletter Editor

Barbara McCroskey

Email: bmccroskey@prodigy.net.

Please send information to me by the 15th!

Web Master For Our Web Site

Heather Broadhurst is the website person.

Her email is hjnb@boddame.net.

Yarn shops are encouraged to check their listings and provide updates to our Web Master. We'd also like to hear about trunk shows and special guest teachers at your shops – we'll put them on the website and in the newsletter.