



San Diego North Coast Knitters Guild

San Diego, California - www.ncknit.com

Number 152 – January, 2010

The Guild Meeting

Tuesday, January 5th, 2010 12:30pm


San Dieguito United Methodist Church
Assembly Room ~ 170 Calle Magdalena, Encinitas

Our Guest will be **Tanya Alpert** from “Knitting By The Beach” Yarn Store in Solana Beach. She will be sharing with us highlights about her new book *Haiku Knits*--- 25 Serenely Beautiful Patterns Inspired by Japanese Designs!



Tanya will have some books available for purchase and to be signed of course! The cost is \$32 including tax. However, she won't have access to a credit card machine, so purchases will be cash only.

And Colleen Davis will present the Participation Challenge for 2010.... **"Knit Anything Suitable for a Tea Party"**. These items will be due at the June meeting.



✦ THINGS TO DO IN JANUARY:

- Arrive at **12:30** for the monthly meeting and do not enter the room early unless you are setting up for the meeting.
- Please bring any books that you have borrowed and return them to the Library for check-in.
- Bring your latest knitting creations for sharing with us all.
- Bring cash if you want to purchase one of Tanya's books.
- Bring your completed form and check for the Annual Membership. The last day is March 3rd, if you want to be included in the Directory.
- Bring your charity items.
- Remember to turn off your cell phones please.

✦ PRESIDENT'S MESSAGE-BARBARA LEVIN

Happy New Year! 'Tis the season of lists – list of gifts to buy, lists of goodies to bake, lists of resolutions to make. Here's my latest list. I'm grateful for:

- The hard work all our volunteer office holders and chairs have put into making San Diego North Coast Knitters a success. I'd especially like to salute Betty and Thea for putting together another successful holiday luncheon, Deirdre and Siobhan for countless hours putting together the newsletter, web-mistress Heather for grappling with the electronic demons and Linda, who will tell you that her duties as vice-president are to do anything I don't want to do.
- That all who attended the luncheon made it there and back safely, despite the monsoon-like weather.
- That Lupe, winner of Sandy Smith's giant sock monkey, was not mugged in the parking lot.
- That so many talented fiber artists care so much about the success of the guild that they donated exquisite handmade items to the raffle. Thanks to their efforts and the generosity of the luncheon vendors, local yarn stores and other donors, we raised more than \$1,100.
- The warm hearts and busy hands of guild members who contributed this year to all our philanthropic projects. And for Liz' and Marsha's hard work coordinating the projects.
- Colleen, who has put together another outstanding list of programs. Tanya Alpert kicks off the year with a look at the stunning fashions from her new book, "Haiku Knits." She's followed in February by Amy Singer, author of "No Sheep for You" and editor of Knitty.com.

On a sadder note, in December the San Diego knitting community lost one of its longtime leaders, Esther Malkoun. Esther was a member of this guild almost from the beginning and the president for eight years of the San Diego Knitting Guild. She'll be remembered for her colorful knitting (her Kaffe Fassett coats were works of art, inside and out) and her always positive attitude. The San Diego Guild (www.sdknitters.com) plans to hold a remembrance at its January meeting.

Barbara



◆ The December Holiday Party 2009 Was Another Smashing Success!!

Monday, December 7th, we all awoke to the threat of rain, but that did not sway this Guild of Holiday Happy Knitters, ready for a wonderful luncheon, fashion show, and yes, a little shopping too!

Thea Lazarevic and Betty Gregory did a fantastic job yet again. Thank you ladies so much for your extraordinary effort and time. The San Marcos Conference Center was set up beautifully with all the holiday animals and bears adorning each table of eight. The tables surrounded the stage, for the Fashion Show, and as we entered the room, the many raffle items and knitting related vendors were there in all their glory. After the event, the toys were gathered, and our donations were taken to the Polinsky Center in San Diego for the children to enjoy during the holidays.

Thea & Betty would like to thank: Nancy Muschek (reservations); Gwen Nelson (drawing tickets) Diana Rathbun (models & flowers for stage) and to all the Guild members that contributed items for the drawing. With all of their attention to detail, and meaningful contributions, it made the show an enjoyable and successful event for us all.

Our Vendors Included:

-Pat Dickinson (buttons) 1751-288 W Citracado Parkway, Escondido 92029

-Judy Bowen (jewelry) 550 C Avenue, Coronado 92118

-Virginia Gibbs, Tootsie P Yarns, 31801 National Park Drive, Laguna Niguel 92677

-Susan Wells, The Grove 3010 Juniper, San Diego CA 92104

Donations for the Raffle Included:

Judy Bowen (jewelry) 550 C Avenue, Coronado 92118 donated a handmade necklace

Virginia Gibbs, Tootsie P Yarns, 31801 National Park Drive, Laguna Niguel 92677-donated yarn for sweater

Susan Wells, The Grove 3010 Juniper, San Diego CA 92104-donated Lantern Moon silk knitting needle case

Becky Moss, Skacel Collection, Inc. P O Box 88110, Seattle, Washington 98138-2110- donated a 10 ball yarn kit (Cia brought this)

-Needle felted silk scarf kit- Fayla Reiss

- Six sets of two books each - unfortunately we don't know who donated them; they were given to Barbara by Colleen months ago. (Please let us know who so we can properly thank you.)

Loving Hands Made These Donations:

The following items were **hand-knit by the donor**, and we thank you one and all for your donations and incredible creations! This includes:

-Felted "fuzzy" bag - Mar Gee Farr

-Ladies green open work long sleeve cardigan
Thea Lazarevic

-100% alpaca cream shawl and 100% alpaca blue ladies cardigan- Betty Gregory

-Aqua mohair shrug & ladies yellow cardigan
Masumi Aycock

-Red, blue, orange knitted purse and lavender, purple cream coat- Sara Stolz

-Bond Knitting machine (Colleen collected this from Bella Martin of Encinitas - she's not a member)

-Giant sock monkey & Kaffe Fassett autographed book
Sandy Smith

-Patchwork knitting bag w/leather handles
Annette Friedlein

-Two decorated miniature trees with mini-sweaters.
(Barbara bought the trees on sale, the group made the sweaters and Maria made the angels on top)
AKG Sub-Group of The Guild

-Decorated teddy bear w/stand - Beverly Stone

[♦ The Fashion Show At The Holiday Party Was A Show-Stopper!](#)

The participants in this Fashion Show shared an amazing array of knitted sweaters, shawls, skirts, tops and shrugs. Here is a list of those who “strutted their stuff” on the runway. Bravo one and all.....

-Linda Erlich- Beautiful green yarn Shawl... Knitter’s Magazine, Summer 2008.

-Sara Stolz- Sweater is based on Rodarte’ collection of sisters Laura and Kate Mulleavy. Rodarte’ garments are knit with very large needles to make the uneven stitches and contain many colors and weights of yarn. Short rows add to the mix of patterns and colors.

-Sara Stolz- Long A-Line Skirt- This dramatic brown skirt is made of Patons Fine Merino Wool. The pattern is called “Justina” and is in the Norah Gaughan Volume #1 Collection for Berroco. It can also be worn as a jumper!

-Eileen Adler- Sweater- Leave it to Eileen to incorporate a number of patterns to make this beauty. Some of the patterns were intended to be individual scarves, and the sleeves were worked in Trellis stitch (8 row pattern full of twists), and the back wave pattern known as Feather and Fan. The lowest back portion was actually a gauge for a shawl she designed.

-Eileen Adler- Green Bias Squares Sweater- Yarn was purchased at the Twisted Sisters sale in March and the sport weight needed some patterning. Bias squares with cascading welts seemed like the answer. By picking up stitches she formed one large square wit four smaller squares sewn together.7

-Mary Brown-Short Kimono Jacket- This original design by Mary as inspired by Sandra Backlund, a Swedish designer whose work she saw featured in an article I Vogue Knitting a year ago. She likes to use big tucks in a very architectural way. Mary used a magic ball and Chevron pattern for the back, fronts and collar were inspired by Sarah Stolz’s Chevron sweater. A handmade frog closure completes the collar. (Modeled by Lupe Smith.)

-Mary Brown- Kimono- Mary was inspired by last year’s presentation of two kimonos to make her own. She used the Knitted Kimonos book as the basis but the design is her own. She used four different Blue Heron hand-dyed yarns in the same color-way and used different stitches in each to make this short swingy kimono. (Modeled by Lupe Smith.)

-Phyllis Bates- Red Jacket With Shell Buttons- The original jacket was purchased in France by her daughter-in-law. Phyllis copied it in red. It was fun for her to figure out the stitch patterns engineer the fit, and finally to actually knit it. This was modeled by Lisa Adams, Sharon’s sister.

-Faye Metz- Lacy Skirt- From Knit Simple Magazine- Starting at the top with #4 needles and was knit down with #5/6 needles eventually forming the bell shaped skirt with #7 needles. She used Classic Elite Yarn.

-Faye Metz- Seed and Diamond Pullover- Classic Elite Cotton using 5 and 7 needles.

-Virginia Gibbs- Summer Topper- Pattern by Colleen Davis with yarns by Tootsie P.- Short rows make the “flairs” while the fronts and back are knitted side-to-side. It was very easy and very wonderful.

-Colleen Davis- Purple Galaxy Shawl- Latest version of her bulgy, linear style of freeform knitting. In her continuing enchantment (obsession) and relentless pursuit of knitting in a freeform style, she decided she wanted to push and play with this technique using irregular-shaped sections. Within each section bulges would be create using short rows. Two knit rows of black yarn outlined each color and block change. Then, adjacent irregular blocks would go in another direction. She made a template out of muslin that had a curved shape. Crab stitch was used to finish the outside edges which were deliberately left uneven.

-Colleen Davis- Vest- This vest is called “Conversation”, as it is the conversation between knitting, nuno felting and stitchery. The inspiration for this vest was a leftover piece of nuno felting in a purple & black and green color-way. She cut it into 4 or 5 parts and worked freeform knitting around the felted pieces. She tried some new stitch patterns and included short cable stripes and i-cord coils like she usually does. The nuno felting was too thin in places so she had to use a black silk lining underneath which was useful to anchor the embroidery stitching.

-Diana Rathbun- Chevron Top- This pattern was from the Jane Ellison book Knitting Noro. She used Silk Garden Lite, and said it was an easy pattern to knit.

-Cindy Dorantes- Purple Sweater- Pattern was Filati Deluxe (available at Maria’s Knitting Store). The yarn was Boston- Filati Deluxe 100% Acrylic, and was done on #8 needles.

-Cindy Dorantes- Multi/Purple Bolero Jacket- Pattern was from Feza Yarns (TNNA). The yarns included: Boboli Plymouth, Antara Filati Deluxe, Suza Metalica Filati Deluxe, Classic Elite yarns. Available at Maria's Knitting Shop.

-Liz Knapp- Leaf Yoke Top- The pattern was from Knit 1 Magazine. The yarn was Bonsai from Berocco, and #6 needles were used for the lace yoke, and #4 for the bodice. Lots of notes and modifications were found on Ravelry. It was very helpful in shaping the armholes & silhouette.

-Ellen Hesterman- Halter Vest- From Spring 2009 Knitty. Unique application of large mitered squares. I have to re-think how to put it on each time.

-Ellen Hesterman- Origami Shadow Pullover- This originated with a call from Colleen Davis to check out a sewing pattern in Threads Magazine. Colleen knew I would probably like it because it combined geometric shapes with an origami design. I made a template consisting of squares, triangles and pentagons following some basic geometric principles and then decided to add some further complications by knitting on the bias and attempting a shadow.

-Maria Hoham- Purple Sweater- This yarn had been in my stash for many years I bought it in Greece. It is 80%cotton/20% nylon. Pattern is from a 1991 Vogue Special Collectors issues. Since it was so thin and no body, I added over 800 beads to give it more weight.

-Maria Hoham- Holiday Silver Sweater- Designed by Skasel, she hoped the six skeins of stash (Diva) would be enough... She changed the sleeve to a cap sleeve and had barely enough.

-Sandy Yayanos- Top- Inspired by the "Crisp Rectangle Tunic Top" in Japez's Fitted Knits. The knit and purls were totally random to create the textured look which is then set off with the i-cord trim.

-Sandy Yayanos- Mermaid by Hanne Falkenberg- IT is the perfect fit for almost any figure. Done in a striking Orange with the pleats in a slightly darker color it is smashing. Knit on 3 mm needles from the top to bottom with lots of short rows. Kit from Cucumber Patch in England.

-Jackie Kennedy- Kimono-Style Jacket- All basketweave stitch on a size 10.5 needle. It was fast and only 2 seams. Yarn was Schulana's Fashion Silk and has a great drape.

-Jo Ellen Gould- Tri Color Blue Skirt –This was a long, elegantly draping skirt made with Tricoter Yarn.

-Nancy Muschek- Sweater- Colorful kit by Twisted Sisters Elecktra Pattern. Yarn was Petite Voodoo of wool and silk with #6 needles. Sold as kit but had a lot left over!

-Cia Bulmer and Her Daughter Abbey- Polka Dot Sweaters- This was designed by Cia and they were so striking together on the run way. Made with Austermann's Royal (marino wool and cashmere blend). The drape was amazing and they looked so great together!

-Betty Gregory- Sweater- 100% cotton by "di Ve Cotton Baby" with moss stitch border and used stitch from a Jean Moss pattern called Erte. I changed the pattern and sleeves, but kept the stitch pattern and neckline.

-Thea Lazarevic- Pullover Short Sleeve Sweater- Short sleeved sweater from that wonderful shop in Seattle called Tricoter. The pattern was designed by Beryl, from one of their books on Pullovers (Fall/Winter '09)—The yarn was called Carbon Dating, and it was designed with Blue Moom "twisted" merino wool and kid mohair, and she used Lupe boucle rayon instead of the mohair. Using #7 needles this was a very fun project. The only trick was to figure out how the hand painted color would work for the back and front. After doing the back, she pulled the yarn from the inside of the ball for the front. She did this in a shot sleeve vs. long sleeve.

-Thea Lazarevic- Cables and Waves Long Sleeve Sweater- This was from Knit 'N Style, August 2006. The yarn was wool, cotton, viscose blend and gold "Iurex" in the same color. The Colorway was Wine Red, and was a delicious color. She used #7 needles. The bottom trim was cabled, and the cuffs were done first then stitches are picked up for the body and sleeves, in an easy textured pattern. She changed the collar from an original stand up (high neck) style to a flat and open collar opening over one shoulder and flat. Gold & wine thread was added on cuffs and collar for accent. The yarn was purchased last year in Belgrade (Serbia) at the same factory that makes a lot of yarn for US export. This was a local brand that is very popular there.

-Lupe Smith- Scarf and Linen Skirt- Lupe shared with us an elegant scarf and Linen Skirt in blue. The body of the skirt was done on #2 needles (yikes) and the lace was done on #6 needles.

Note: Between our notes, the original list, and the hand-written cards used at the fashion show we assembled this wonderful list of the creations and the stories presented. We apologize if we have not included someone, or mis-labeled a photo, as some ladies modeled other people's knitted items. Please forgive us if we have made any errors here. The Fashion Show was amazing!



Linda Erlich



Diana Rathbun



Thea Lazarevic



Virginia Gibbs



Mary Brown
(Model Lupe Smith)



Virginia Gibbs



Colleen Davis



Betty Gregory



Cindy Dorantes



Ellen Hesterman



Jo Ellen Gould



Liz Knapp



Maria Hoham



Ellen Hesterman



Cindy Dorantes



Cia Bulme



Sara Stolz



Phyllis Bates (model Lisa)



Mary Brown
(Model Lupe Smith)



Nancy Muschek

✦ NOVEMBER MEETING MINUTES

**North Coast Knitters' Guild
General Membership Meeting
Tuesday, November 3, 2009 - 12:30 p.m.
Barbara Levin presiding
114 members and guests present**

President Barbara Levin opened the meeting and asked for volunteers to fill 4 positions for next year; fair coordinator, newsletter mailer, photographer and membership/greeter. *(All but the Del Mar Fair Coordinator position has been filled since the meeting.)* Nancy Muschek asked for suggestions regarding new books for the library. She urged members to return books at the holiday luncheon. Thea announced that the stuffed animals for the holiday luncheon were on display at the back table. She asked for donations for the raffle drawing. A signup sheet was passed around for the fashion show. Jo-Ellen discussed the January retreat in Temecula and Lois Watson described the May cruise from Victoria to San Diego. Linda Epstein asked for donations to buy special socks for our troops in Afghanistan. She can be contacted at Linda228@mac.com. Liz Knapp modeled a helmet liner and urged members to continue knitting this much needed item. They must be knitted in dark shades of wool. Cia suggested we contact Camp Pendleton for free shipping. Liz will continue to collect red and pink scarves as philanthropy projects but would like suggestions for other worthy charities.

Barbara introduced our guest speaker, fiber designer, Fayla Reiss. Fayla was born in Australia and learned to knit at a very early age. She trained to be a hair designer but after meeting Barry Klein of Trendsetter Yarns began experimenting with color and fiber. She became his chief designer and they collaborated on several books. After years of inspired knitting, she discovered the joys of needle felting, her current passion. She believes there are no mistakes in knitting or felting. Fayla was assisted in her presentation by Robin of Pagewood Farms who dyes fabric and roving and assembles them into kits for needle felting projects. Cindy, manager of Maria's Knitting and Crochet in Chula Vista, was an excellent model, as was our own Cia Bullemer. Fayla will be teaching a 2-hour workshop tomorrow. In addition to exhibiting a large array of her beautiful felted garments, Fayla brought along samples of three new Trendsetter yarns. Cha-Cha, Minestrone and Frivola. Fayla will be teaching a 2-hour needle felting workshop tomorrow morning.

Linda Erlich conducted the Show and Share

✦ SHARING AT NOVEMBER MEETING

We print abbreviated summaries of shared items which provide enough information to allow you to follow up on items you might like to knit. If you share an item during the monthly sharing, it cannot be worn in the Holiday Luncheon fashion show. Shared items MUST BE FINISHED --- unless it's near Christmas when the rules are relaxed so that you can share an item before it's shipped off to its recipient.

Melody Wagner: Two items: *Knitted Hamburger* using Jean Greenhouse pattern and Red Heart yarn. *Socks* using Lucy Neatby Fiesta Feet pattern. Colorway black and neon.

Ellen Hesterman: *Shrug* using Dry Needle Felting technique. Garment was begun in Fayla's Riverside class and is still a work in progress

Cia: *Vest* in lavender Koigu yarn. The pattern was Cia's own design



Masumi Aycock: *Baby Sweater*. The pattern was her own creation. Yarn – pink cotton. Point of interest is the ruffles and buttons to embellish

Beverly Stone: *Bear* made for the Fashion Show Luncheon raffle prize. Pattern used was American Indian. Yarn was from her stash and her son Paul's

Julie Schwarz: *Afghan* using rug pattern from Melissa Leapman's Continuous Cables book. Green Encore yarn was used.



Liz Knapp: *Reclaimed Vest:* Pattern: Shalom Sweater. Colorway: Over-dyed in Navy Blue. Yarn: 18 ply 50% cashmere, 20% merino, 15% silk, 15% angora. This was a camel colored Goodwill sweater, which Liz learned to un-knit at Masumi's workshop. Over-dyed yarn with RIT liquid dye and found free Ravelry pattern.

Chris Schaniel: *Short Sleeve Sweater* using a Vogue Pattern and cotton yarn. This was a difficult pattern when doing decreases on shoulders. She lengthened sweater with vertical repeat of horizontal border.



Barbara Pearson: *Mohair Bed Jacket* A little something for the beginner to do. 25" x 50" rectangle in garter stitch joined with a satin bow. Slips over the head easily and is light and cozy to wear when reading in bed. Knitted from NCK stash sale Italian mohair... could possibly be substituted with Coats Fonty Kidopale (70% mohair, 30% polyamide). Ribbon from Jo-Ann's. Cost \$10 plus ribbon.



✦ OUR NOV. GUEST SPEAKER: FAYLA REISS




Meet The Creative Fayla Reiss



Fayla Reiss' Needle Felted Top
(Modeled by Cindy Dorantes)

Proud Guild Members Sharing their Needle Felting Creations...



Ellen Hesterman



Joan




✦ VOLUNTEERISM- We Need You!

Our Guild is looking for a Del Mar Fair Coordinator who acts as a liaison between the Fair staff and the Guild. To volunteer, send a note or call Barbara Levin. Or, to find out more details about these jobs, please contact Eileen Adler our 2009 Fair Coordinator.



Susan Ludwig's Needle Felted and Sewn Top with Sash and yoke.



✦ THE NEW YEAR IS FINALLY HERE... A SNEAK PEEK AT 2010 PROGRAMS & CHALLENGES...

A New Challenge- In January, there will be a new Challenge- "Everything Tea Party." More details to follow...but think about knitting anything related to a "tea party". Items will be brought to the June meeting and presented at the July meeting.

Fashion Show in April, 2010- Attention Fashion-istas! This Spring we will have a fashion show showcasing knitted skirts. There are lots of new patterns for all kinds of skirts. Maybe you could incorporate fabric with knitting or embellish a store-bought skirt. So, start looking for a pattern and the right yarn so the fashion show will be memorable. Make Colleen proud....



Fayla Reiss inspired us with her tunic and techniques at the Workshop.

✦ Retreat in Fall 2010

✦ THE 2010 Program Line Up

Once again, Colleen has done an amazing job with Programs, and we thank her so much for her efforts. Look at this incredible line-up! (As with any year long program effort, this is subject to change, so check the web site frequently as well.)

January - Tanya Alpert from Knitting By The Beach Yarn Store in Solana Beach. She will be sharing with us highlights about her new book *Haiku Knits*--- 25 Serenely Beautiful Patterns Inspired by Japanese Designs! Also we will discuss the Participation Challenge for 2010 "Knit Anything Suitable for a Tea Party - Due at the June meeting.

February - Amy Singer, Editor of Knitty.com, will do a presentation/lecture/trunk show on "No Sheep for You" followed by 1 1/2 days of workshops.

March - Discussion of Yarn Trends, reports from Stitches West and TNNA attendees, and a short program by the RN sub group.

April - Skirt (Knitted) Fashion Show.

May - Lecture/trunk show by Anna Walden (Twisted Sisters) followed by 2 days of workshops.

June - Willa Cather who is also a member of the High Tide Purlers, will do a lecture/trunk show on "All Things Lace, and sometimes Beads."

July - Potluck and Results of the Tea Party Challenge

August - The Wednesday night sub group will give a presentation on Ravelry.

September - Recycling and Upcycling - Let's see fascinating and creative projects!

October - Candace Eisner Strick, author, designer, teacher, from Connecticut will be doing a lecture/trunk show followed by 2 days of workshops.

November - Lisa Limber, will be doing a presentation on "Design For Your Own Style: Don't Be Afraid to Figure it Out."

December - Holiday Lunch/Fashion Show

Colleen will have bookmarks available at the January meeting listing all the above. * Always subject to change.

A special thanks goes to the RN sub group, the Wed night sub group, Willa Cather and Lisa Limber for stepping up, contributing cheerfully and being part of our 2010 agenda. It is refreshing to have members who are willing to participate and share their talents and it sure makes my job easier.

Colleen



REPOSITIONING CRUISE September 26-September 30, 2010

Mark your calendar for a three-night, four-day repositioning cruise on Holland America Cruise Lines. The cruise is open to members and non-members alike. It is not a knitting cruise but if enough members sign up it could become a knitting retreat on the high seas.

The cruise departs from Vancouver on the 26th with a stop in Victoria and two days at sea before returning to San Diego on the 30th.

Price per person including: air, cabin, transfer, insurance and tax is:

<u>Double Occupancy</u>	<u>Single Occupancy</u>
Inside cabin: \$831.69	\$1031.69
Ocean view cabin: \$881.69	\$1094.50

(Notes: Subtract \$360.20 for airfare and tax if you choose to make your own flight arrangements. Passports are required and must be valid 6 months after your return--- that means valid thru the end of March, 2011.)

If interested, please call Lois to submit your refundable deposit (Until July 13, 2010). It is \$100 per person deposit by credit card to NCK Member Lois Watson. Lois will be requesting payments in the form of a credit card. Lois reports that the cruise will fill up quickly, so you might want to insure your space and arrange your deposit ASAP since it is refundable. To make your deposit, or if you have any questions, please call Lois at 949 380-7938. She will be glad to assist you.

✦ Philanthropy

According to our Mission Statement, ***"Philanthropic projects are encouraged, but the foremost objective is to stimulate, motivate and inspire people to knit."*** Who or what inspires you to knit? Did a loved one receive compassionate care from a local hospice? Does your church do mission work for disadvantaged children? Do you have a neighbor who lost her home in the wildfires? What local charitable organization touched your life in 2009? Who needs our Guild's help in 2010? Please send me your ideas by e-mail to liz.yarn@yahoo.com, or call me at 619-995-9276. I will bring your suggestions to the Board and we will select several new philanthropies early in 2010. Thanks for your help in developing our list!

Liz Knapp

✦ [OUR SERIES ON RAVELRY.COM- #3](#)

The Guild is now Officially a Ravelry user. Yes, sdnckg is the Ravelry ID of the guild. While sdnckg has no friends, "she" is a member of the guild's Ravelry group <http://www.ravelry.com/groups/san-diego-north-coast-knitters-guild> .

If you're in Ravelry and you haven't found/joined the group yet (so far only 29 have), consider joining. It isn't a replacement for the web page (which I hope you're all using and finding useful), but you'll regularly find updates/reminders about upcoming Guild events, and its discussion The Board offers the ability to, for example, ask about a lost pair of eyeglasses, look for a ride, or chime in about what you're bringing to a potluck.

Ravelry User sdnckg also has books (57 of them) in her library. Those 57 books represent the 57 books identified as being in the guild's library and also in Ravelry's database of books.

The library feature of Ravelry isn't as robust as the Stash feature, which is not surprising, since most knitters have more yarn than books----but it is still a nice little feature.

By selecting a book in sdnckg's library you can connect you to the patterns in the book, the project pages of other Ravelry users who have made the patterns and also errata/corrections for the patterns in the book.

While it would be great if the errata showed up at the book level, on Ravelry the errata is linked to the patterns. So, clicking on Victorian Lace Today takes you to the Ravelry pattern page for the book.

If there are reported corrections for a pattern in the book, (for example Alpine Knit Scarf with Double Rose Leaf Center Pattern and Diamond Border) when you select the pattern and bring up the page for that pattern, an errata link will appear and you can find the known problem before you cast on.

Adopt a Book & Errata Happens

One of the many benefits of Guild Membership is our Lending Library. If you don't go to the Tuesday meetings, you may not realize what a great resource is contained in that little book cart at the back of the meeting room.

But Errata happens in printed patterns. Yes, mistakes are made, and even when later editions of books correct mistakes found in earlier ones, they don't always connect up with the book in front of you.

I chose Victorian Lace Today as my example for the Ravelry update for a reason. I borrowed the book and I did something that I'd like to propose other Guild Members consider doing. This can really help fellow members, and that is adopt a book. Adopt a book? Yes. If you: a) borrow a book from our library, b) donate a book to our library, c) own a copy of one of the books in our library, or d) browse patterns in books in our library--consider making a point of going out of your way (a mouse click or two and little ink) to find and print any corrections to the book and connect them up to the book. That's what I did, I did a search and found the XRX Errata for Victorian Lace Today, printed it out, put it in an envelope, and placed it in the book for the next lender to find.

To make it easier, here's a listing of [the corrections pages for some of the major knitting book publishers:](#)

<http://www.interweave.com/knit/books/corrections.asp>
<http://www.martingale-pub.com/store/pages.php?plD=25&CDpath=0>
<http://www.knitrowan.com/how-to/pattern-revision.aspx>
<http://www.knittinguniverse.com/xrx/booksList.php?CategoryID=25>
<http://www.larkbooks.com/expert/book-corrections>
<http://www.sixthandspringbooks.com/clarifications.php>
<http://www.randomhouse.com/crown/pottercraft/errata/index.html>

A Crash Course on Computers

Not every guild member is acronym or text savvy and this becomes very clear when fielding emails to the guild's email address. So here's a short smattering of what all those initials mean in emails. This is round one -- look for more in 2010.

AIR = As I Recall

BTW = By The Way

FWIW = For What It's Worth

FYI = For Your Information

TMI = Too Much Information

HTH = Hope This Helps

(when I was in college this was Home Town Honey)

IMO = In My Opinion

IMHO = In My Humble Opinion

IRL = In Real Life

LOL = Laugh out loud

Do you have a computer question and not sure who to ask? Fire off an email and the answer may appear here in a later newsletter.

Web Site Updates

The tentative dates for [Knit@Nite](#) and for Tuesday Guild are up on the web page. Look for more updates in the New Year!

Heather Broadhurst- Web Masteress

✦ **MEMBERS TEACHING MEMBERS**

If you have any suggestions for upcoming MTM programs, or want to teach a program, please contact Eileen Adler or Susan Ludwig.



✦ Our Condolences

Esther Malkoun was a long-time member of our Guild and Former President of the San Diego Guild.. She passed away Saturday, December 12, 2009.



RIDESHARING ANYONE....

-Eileen Adler is offering to drive someone up to the meeting from the Pacific Beach area. She can be reached at: (858) 731-1921; eileenadler@san.rr.com

- Libby Burford would appreciate a ride to the meeting from the UCSD area...*"I have been recuperating from a fall and cut way back on my driving. If it would not be too inconvenient I would sure love a ride. This is why I haven't been to any meetings lately. I live very close to UCSD and Rt 5. Poole St. is a short street off of La Shores Drive at the top of the hill."* Libby (Elizabeth) Burford Burford46@aol.com

If you are interested in PROVIDING a ride for someone in your area, or RECEIVING a ride, please email The Sisters- Editors of the Newsletter (see pg. 7 for our emails) and we will match you up and post it in upcoming Newsletters if desired. Thank you!

● Burberry Inspired Cowl Neck Scarf

Buy this cowl for \$750 or knit it yourself from a wool/silk blend on #10 needles.

<http://juliannesmith.wordpress.com/2009/12/04/free-knitting-pattern-burberry-inspired-cowl-neck-scarf/>



● Mara

Keep warm while knitting this simple but classy shawl with 675 yards of worsted weight yarn on #7 needles. It's knit from the top down and includes a pleated border.

<http://madelinetosh.com/patterns-mara-shawl.html>



● Squares on the Roll

Designed for sock weight yarn, this blanket is created from squares knit on double point needles. The designer used Zauberball to get the color patterning shown here, but you could easily adapt it to other weights and colorways.

<http://www.ravelry.com/patterns/library/squares-on-the-roll#> (You need to be a member of Ravelry to get this pattern.)



● Nimbus

This sweater is a quick knit at a gauge of 3 st/in on #11 needles. It's written for bust sizes from 32" to 52" and the style works for all ages.

<http://www.berroco.com/exclusives/nimbus/nimbus.html>



✦ KNITTING ON THE NET

● Felicity

Knit in the round with worsted weight yarn, here's the hat you're seeing everywhere this year.

<http://knitology.files.wordpress.com/2007/12/felicityv2.pdf>



● Elf Shoes

It's too late for Christmas this year, but if you start now, your whole family could have Elf Slippers next year. These felted slippers are sized from infant to adult and are knit with 1 ½ skeins of Cascade 220 on 10.5 double points.

http://www.flintknits.com/blog/?page_id=3



✦ NCKG IN PRINT

Many of you design. Let the Newsletter Editors know where your latest masterpiece is published so we can share it with members!

✦ VIA PHONE, EMAIL, MAIL AND FRIENDS

Ellen Hesterman, as secretary of the Guild, mails get well/condolence cards to members. Please let her know, via e-mail, of anyone in need of this special service Contact Ellen at ewhest@att.net.

✦ SAN DIEGO NORTH COAST KNITTERS GUILD

Our President is Barbara Levin. Her NEW email address is: Barbara.Levin@me.com. For a list of Board Members please visit the Web Site at www.ncknit.com. Open to all knitters, regardless of skill level. Dues are \$20 annually and expire for all members on January 31. In January we will issue a new form for everyone to fill out for the Annual Membership. Those forms and checks will then go to: Jean Moore, Treasurer NCKG, 4050-50 Porte La Paz, San Diego, CA 92122. You will be asked on the form to include your name, mailing address, telephone, and email and tell us if you want to receive your newsletter via regular mail or email. We prefer email. The minutes of Board meetings and the monthly Treasurer's report are available upon request.

✦ CONTACT INFORMATION

Newsletter Editors "The Sisters":

Siobhan Rosenberg e-mail hockeymom@cox.net; and Deirdre Michalski e-mail dsmichalski@cox.net. (Please email both of us on all communications. Thank you.)

Web Master For Our Web Site:

Heather Broadhurst is the website person and her email is hjnb@boddame.net. Yarn shops are encouraged to check their listings and provide updates to our Web Master. We'd also like to hear about trunk shows and special guest teachers at your shops – we'll put them on the website and in the newsletter.

Member Rosters:

Members may get a copy at general meetings or request a mailed copy from Sheri Fisher. For changes please forward them to: Sheri Fisher at SheriRob1@aol.com. We will be printing the new 2010 Member Roster in March of 2010. Please get your Membership Forms and Checks in early so we can make all the edits, updates and print the Directory.

Member Rosters:

Members may get a copy at general meetings or request a mailed copy from Sheri Fisher. For changes please forward them to: Sheri Fisher at SheriRob1@aol.com. We will be printing the new 2010 Member Roster in March of 2010. Please get your Membership Forms and Checks in early so we can make all the edits, updates and print the Directory.


Past Issues of Newsletter:

If you want to refer back to previous issues, please start right now and create a folder and save them there on your computer. It is not easy for us to archive, the way our system is set up.

✦ SUB-GROUP MEETING SCHEDULE:

If you'd like to attend a sub group meeting, call the contact listed below first – holidays and availability of meeting places sometimes change the meeting schedules.

- **AKG Group**, 9am every Fri, Old California Coffee Shop, Restaurant Row, San Marcos, Maggie Dederich, 760-942-4159.
- **Knit@Nite Group**, 6pm, 1st Wed Jewish Community Center. Linda Erlich, 858-759-9509 but check the schedule on the website to confirm dates. **For the January, 2010 Meeting...Knit@Nite will meet on Jan. 6 at 6 p.m. at the Lawrence Family Jewish Community Center for the group's annual post-holiday potluck. Please bring a meatless dish -- an appetizer, entree or dessert -- along with your knitting.**
- **I-15 Group**, 9am to 11am, 2nd and 4th Wed, Panera in Carmel Mountain Ranch, Mimi Sevimli @ 858-722-8128.
- **PA Group**, 1:00pm to 3:00pm- every Monday and Thursday at the Needlecraft Cottage, Call Jean Moore, 858-587-9054, for more information. It's called the PA group, which means we knit practically anything and is open to practically anybody.
- **RN Group, which stands for "Rather Normal"** meets on the 4th Tuesday of every month from 10:00am to noon, at the Encinitas Senior Center (1140 Oakcrest Park Drive- cross street is Balour). Contact is: Gwen Nelson, 760-720-5420.



North Coast Knitters Guild Annual Membership Form For 2010

Note: We will continue to print Newsletters, but prefer sending them via email. Also if you do receive by email, you can see it in color and click on the links to easily get to web sites we reference. So please consider email if you do not currently receive it in the electronic form. In addition, it is less expensive & easier for us to distribute. Thank you!!

I am a: A new member A renewing member

Renewing members fill in your name only and note any updates or changes. Please print clearly!

Name as you want it to appear in the directory and on your name tag:

Street Address:

City and State: Zip Code:

Telephone:

E-Mail (please print very clearly)

Ravelry ID: (If you have one)

Mail this completed Form above and a Check for \$20 to:
North Coast Knitters Guild
4050-50 Porte La Paz
San Diego, CA 92122

No emails will be sold or re-used for any other purpose than the Guild. Our Membership year runs from February 1st, 2010 – January 31st, 2011.

**Please Completed Membership Form & Check and Mail It In.
Must Be Received by March 3rd, 2010
for Guild Member to be included in the new 2010 Directory.**

Return Address:

**Sheri Fisher
11245 Forestview Lane
San Diego, CA 92131**